


ENVIRONMENTAL PRODUCT DECLARATION

in accordance with ISO 14025:2006 and EN 15804:2012+A2:2019

KONE TravelMaster™ 110T

An EPD should provide current information and may be updated if conditions change. The stated validity is therefore subject to continued registration and publication at www.environdec.com.



Program:

EPD registration number:
Published:
Valid until:
Product group classification:

The International EPD® System
EPD International AB
www.environdec.com
S-P-06370
2022-08-03
2027-07-30
UN CPC 4354

KONE IN BRIEF

At KONE, our mission is to improve the flow of urban life. As a global leader in the elevator and escalator industry, KONE provides elevators, escalators and automatic building doors, as well as solutions for modernization and maintenance to add value to buildings throughout their life cycle. KONE's equipment moves over 1 billion users each day. Through more effective People Flow®, we make people's journeys safe, convenient and reliable in taller, smarter buildings.

We serve more than 450,000 customers across the globe, and have more than one million elevators and escalators in our service base. Key customer groups include builders, building owners, facility managers and developers. The majority of these are maintenance customers. Architects, authorities and consultants are also key influencers in the decision-making process regarding elevators and escalators.

DRIVING INNOVATION AND IMPROVING RESOURCE EFFICIENCY

At KONE, innovation means putting the customer and the equipment user at the center. Innovations can have an important role in addressing climate change. Increasing resource efficiency is among our top priorities with regards to both our solutions and our operations. Our solution design contributes to the circular economy with a long lifetime and modularity as key features of our products, supported by our maintenance and modernization services.

LEADER IN SUSTAINABILITY

At KONE, sustainability is embedded in our organizational culture. It is how we treat each other and our stakeholders, how we take the environment into account in all of our actions, and how we foster economic performance now and in the future. Our vision is to deliver the best People Flow experience. Sustainability is a source of innovation and a competitive advantage for us. KONE is committed to conducting our business in a responsible and sustainable way and we expect the same commitment from our partners.



PROGRAM INFORMATION AND DECLARATION SCOPE

ENVIRONMENTAL MANAGEMENT

KONE'S corporate units, manufacturing and R&D units are ISO 14001 and ISO 9001 certified.

Majority of KONE's key suppliers are ISO 14001 certified.

KONE supports sustainable construction practices with efficient operations and guidelines for waste & chemical management and overall environmental excellence.

Our manufacturing unit in Finland have the FSC Chain of Custody certification for elevator car wood materials.

A CLASS ENERGY RATING

More than 23 elevator models from KONE are certified with ISO 25745 highest energy efficiency rating of A class, 8 escalators and autowalks with the best A+++ classification.

CLIMATE LEADERSHIP

In 2020 KONE achieved a CDP Climate leadership score of A or A- for eight consecutive years, which shows our long term commitment to environmental work and sustainability.


KONE also achieved A score for supplier engagement for the third year running in 2020.

CLIMATE PLEDGE

KONE has set science-based targets for significant reductions in its greenhouse gas (GHG) emissions by the year 2030.

KONE commits to a 50% cut in the emissions from its own operations (scope 1 and 2 emissions) by 2030, compared to a 2018 baseline. This target is in line with limiting global warming to 1.5°C.

In addition, KONE targets a 40% reduction in the emissions related to its products' materials and lifetime energy use (scope 3 emissions) over the same target period, relative to orders received.



Owner of the EPD, manufacturer	Kone Corporation Keilasatama 3 02150 Espoo, Finland The EPD owner has sole ownership, liability and responsibility for the data contained within this EPD.
Program Operator	EP International AB Box 60, SE-100 31 Stockholm, Sweden info@environdec.com
Author of the LCA and declaration	Jackson Zhang KONE Corporation jackson.zhang@kone.com
LCA software and database	One Click LCA, Ecoinvent v3.6
Product Category Rules and the scope of the declaration	This Environmental Product Declaration (EPD) has been prepared in accordance with EN 15804:2012+A2:2019 and ISO 14025 standards. PCR 2019:14 Construction Products version 1.11 is used for the declaration. This EPD is product-specific. EPDs within the same product category but from different programmes may not be comparable. EPDs of construction products may not be comparable if they do not comply with EN 15804.
Geographical scope	Global
Reference year for data	2019
Additional information	www.kone.com

VERIFICATION

CEN standard EN 15804 serves as the core Product Category Rules (PCR).

PCR review was conducted by: The Technical Committee of the International EPD® System. See www.environdec.com/TC for a list of members. Review chair: Claudia A. Peña, University of Concepción, Chile. The review panel may be contacted via the Secretariat www.environdec.com/contact.

Independent verification of the declaration and data according to ISO 14025:2010 Internal External

Procedure for follow-up during EPD validity involves third party verifier Yes No

Third party verifier:
Silvia Viličková

PRODUCT INFORMATION

PRODUCT DESCRIPTION

KONE TravelMaster™ 110T Escalator is a versatile escalator that is the best choice where safety, reliability, efficiency and design are required. It complies with all relevant international and local safety codes.

It is an escalator targeted primarily to the commercial segment such as retail and shopping centers, department stores, supermarkets, offices, hotels as well as leisure, medical and marine segments.

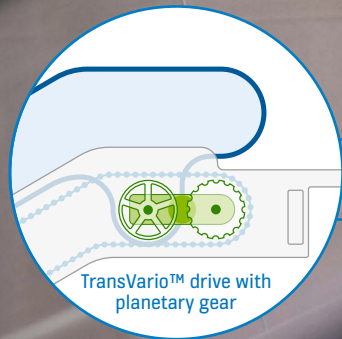
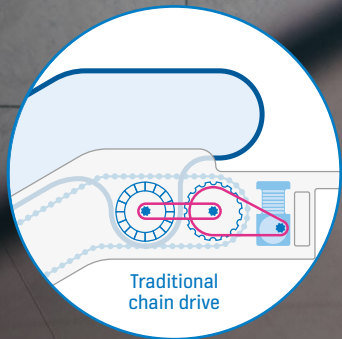
All KONE escalators are equipped with standard safety features, required by Codes and Norms, including latest version of EN115. In addition to that KONE TravelMaster™ 110T can also meet the most critical safety requirements of installed environment and location, including fire resistant options, strong corrosion resistance packages and other safety factors.

Table 1. Product specification for KONE TravelMaster™ 110T

Index	Possible values	Representative values chosen for LCA
Commercial name	KONE TravelMaster™ 110T Escalator	
Main purpose	Transport of passengers	
Vertical rise	2-13 m	5.5 m
Inclination	30°, 35°	30°
Step width	800 mm, 1000 mm	1000 mm
Speed	0.4 m/s, 0.5 m/s	0.5 m/s
Operation mode	Automatic start/stop, standby speed	
Max capacity	6000 persons/ hour (according to GB 16899-2011 for 0.5 m/s)	
Operation	12 hours/day, 7 days/ week, 52 weeks/ year	
Designed reference service life	15 years	
Geographic region of intended installation	Global (for the use stage emission, Belgium grid mix is applied)	
Recommended application	Department stores, shopping centers, super-/hupermarkets	



KONE PREMIUM ESCALATORS WITH TRANSVARIO™ DRIVE



The reliable escalators that KONE customers love now come with proprietary and proven TransVario™ drive technology. Thousands are in operation around the world in demanding environments such as public transport, airports and shopping malls.

SPACE-EFFICIENCY

- Thanks to its location inside the step band TransVario drive enables the most compact-sized escalators on the market
- Retains the maintenance space in the upper pit according to the latest safety regulations

A SAFE RIDE

- Geared handrail drive connection ensures safe ride when holding the handrail
- Geared connection between motor and main shaft minimizes the risk of the step band getting loose
- Metal chip detector further prevents the risk of losing the connection between the motor and the main shaft
- Auxiliary brake in the main shaft for redundant and layered safety

PROVEN RELIABILITY

- TransVario drive's planetary gear technology eliminates the need for chain connections between the motor, main shaft, and handrail drive. This means reduced downtime and oil disposal costs as well as increased availability

ENVIRONMENTAL SUSTAINABILITY

- Escalators equipped with TransVario drive will help reduce energy cost as well as CO₂ emissions thanks to transmission optimization
- Reduced need for oil because oil remains inside the drive system

Use our smart escalator planner tool now & start configuring your future escalators

<https://escalatorplanner.kone.com/>

TRY HERE →

CONTENT DECLARATION

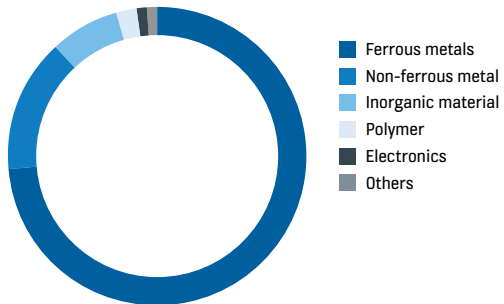
PRODUCT

The Table below shows the material summary of the escalator studied, as delivered and installed in a building and handed over to customer. The total mass of the escalator is 7008 kg and is mainly composed of ferrous metals majority of which can be recycled after use. Product-specific (pre-consumer and post-consumer) recycled content is unknown. Global average of recycled content in metals is considered in calculations. KONE continues to focus on optimizing material usage including packaging, avoiding the use of hazardous substances and maximizing recycled content and recyclability of our products.

Table 2. Raw materials used in KONE TravelMaster™ 110T

Materials	Weight %
Ferrous metals	73.78
Non-ferrous metal	14.38
Inorganic material	7.48
Polymer	2.16
Electronics	1.23
Others	0.97

Material summary of KONE TravelMaster™ 110T



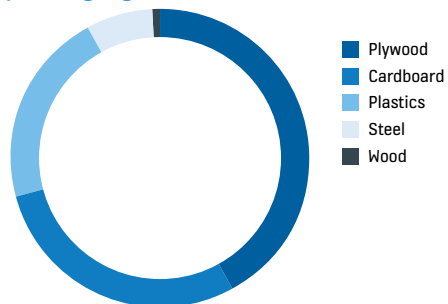
PACKAGING

The table below shows the content of packaging materials used for packaging the reference escalator and its components as delivered to the site. The total amount of packaging components is 154 kg where wood is the most common material. Majority of the packaging components can either be reused or recycled at the end of life.

Table 3. Raw materials used in KONE TravelMaster™ 110T packaging

Materials	Weight %	Biogenic carbon (kg)
Plywood	42.15	25.90
Cardboard	28.69	17.72
Plastics	21.34	0.00
Steel	6.99	0.00
Wood	0.83	0.58

Material summary of KONE TravelMaster™ 110T packaging



Following the requirements of EN 15804 for the declaration of substances on the candidate list of substances of very high concern (SVHC), we can conclude that to the best of our knowledge and based on the evidence provided by our suppliers the studied reference product does not contain substances on the SVHC list above 0.1% by weight of the product.



SYSTEM BOUNDARY

This EPD covers the full life cycle stages from cradle to grave. In the product stage (A1-A3) raw material extraction, processing of materials, transportation to the manufacturing site and manufacturing of components are considered. The different components of the product, also known as escalator functional groups are manufactured at specific sites in different parts of China.

The construction process stage (A4-A5) includes transportation of the functional groups from manufacturing sites to the installation site by truck and sea freight, installation activities and waste treatment of the packaging components.

In the use stage (B1-B7) only Maintenance (B2) and operational energy use (B6) are included as other stages within the usage phase are irrelevant for the product. Replacement component production, transportation involved, waste treatment and energy usage for products lifetime are included.

The end of life stage (C1-C4) includes dismantling, transportation of waste to processing sites, waste processing and disposal. Escalators once installed in the building, building owners are responsible for appropriate waste disposal. The impacts modeled for end of life in this LCA is based on most appropriate treatment scenarios for the materials. In addition, module D includes benefits and loads beyond the system boundary as a result of recycling and energy recovery through incineration.

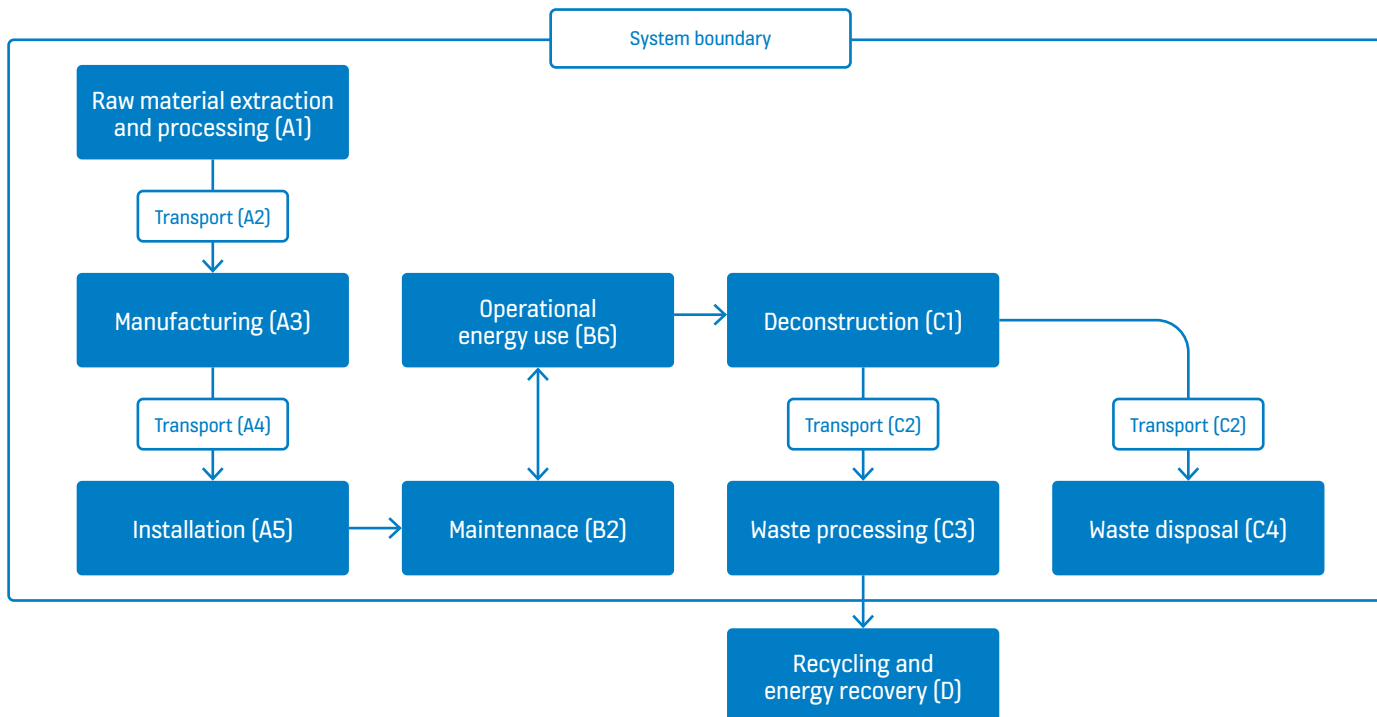
FUNCTIONAL UNIT

The results in the EPD are presented for a declared unit of 1 unit of escalator.

CUT-OFF CRITERIA

This study follows the cut-off criteria stated in the PCR and EN 15804 standard and does not exclude any modules or processes which are stated mandatory in the EN 15804 standard and in the PCR. For A1-A3, amount of material consumption, packaging, transportation and manufacturing data from the

factory was received for each of the 13 functional groups. However, the material classification was not possible for 3.272 kg of the material used in the product. The missing material data represents only 0.0467% of the total weight of the escalator and their production is left out from the production analysis. Other materials with negligible quantities (kg) in the product that are excluded from the analysis are knots, bolts, screws, and labels and stickers. A4 transportation has been calculated but the return trip is not considered. Similarly, the impacts of the auxiliary materials used for the installation and replacement in A5 and B2 (example; gloves, adhesive tapes and cleaning agents) is excluded from the analysis since both their usage quantity and impacts are considered negligible.



SCOPE OF THE LIFE CYCLE ASSESSMENT

		Module	Modules declared
Product stage	Raw material supply	A1	X
	Transport	A2	X
	Manufacturing	A3	X
Construction process stage	Transport	A4	X
	Construction installation	A5	X
Use stage	Use	B1	ND
	Maintenance	B2	X
	Repair	B3	ND
	Replacement	B4	ND
	Refurbishment	B5	ND
	Operational energy use	B6	X
	Operational water use	B7	ND
End of life stage	Deconstruction	C1	X
	Transport	C2	X
	Waste processing	C3	X
	Disposal	C4	X
Resource recovery stage	Reuse-Recovery-Recycling-potential	D	X

This declaration covers "cradle to grave". All mandatory modules covered in the EPD are marked with "X". For module B, only B2 and B6 are applicable for escalators usage. For non-relevant fields, ND is marked in the table (module not related). >90% of data is specific i.e the share of GWP-GHG impacts are coming from specific data.

ENVIRONMENTAL IMPACT

The results of a life cycle assessment are relative. They do not predict impact on category endpoints, exceeding of limit values, safety margins, or risks. The CML impact assessment method and its related characterization factors were employed at the midpoint level in this study. The global warming potential of modules A1-A3 is mainly caused by material manufacturing, with aluminum and steel production activity having the highest share of 85% of the impacts. The escalator of this study is in use in Brussels, Belgium. The annual energy consumption of 14525 kWh* was calculated with ISO 25745-3 methodology. The impacts for operational energy usage (B6) were calculated using the energy production fuel mixes for Belgium. The results of life cycle impact assessment are divided by life cycle stage per entire life cycle. Carbon footprint for the entire life cycle of the product is 82 tons of CO₂e. Detailed results for all the impact categories can be seen from the tables below. If the studied escalator is installed in China, the carbon footprint for the entire life cycle of the product will be 262 tons of CO₂e.



Table 4. Potential environmental impacts per entire life cycle of KONE TravelMaster™ 110T escalator

Section	Global Warming Potential total [kg CO ₂ eq.]	Global Warming Potential fossil total [kg CO ₂ eq.]	Global Warming Potential biogenic [kg CO ₂ eq.]	Global Warming Potential luluc [kg CO ₂ eq.]	Ozone depletion potential [kg CFC11 eq.]	Acidification potential [mol H+ eq.]	Eutrophication aquatic freshwater [kg P eq.]***	Eutrophication aquatic marine [kg N eq.]	Eutrophication terrestrial [mol N eq.]	Formation potential of tropospheric ozone [kg NMVOC eq.]	Abiotic depletion potential - elements [kg Sb eq.]**	Abiotic depletion potential - fossil [MJ]**	Water use [m ³ depriv.]**	Global Warming Potential-GHC [kg CO ₂ eq.]
A1 Manufacturing - materials and components	3.43E+04	3.42E+04	-1.29E+02	1.47E+02	1.60E-03	2.50E+02	1.75E+00	3.72E+01	4.14E+02	1.35E+02	9.90E-01	3.56E+05	9.77E+03	3.43E+04
A2 Transport to component manufacturer	1.94E+02	1.94E+02	7.50E-02	8.30E-02	4.20E-05	5.90E-01	2.10E-03	1.20E-01	1.29E+00	4.80E-01	6.00E-03	2.87E+03	1.20E+01	1.94E+02
A3 Manufacturing - packaging and waste treatment	2.89E+03	3.22E+03	-3.29E+02	3.55E+00	1.50E-04	1.82E+01	7.90E-02	4.19E+00	4.64E+01	1.36E+01	2.70E-01	3.64E+04	6.33E+02	2.89E+03
A4 Transport to building site	1.49E+03	1.49E+03	-2.50E-01	9.40E-01	3.10E-04	4.19E+01	7.90E-03	1.03E+01	1.14E+02	2.99E+01	1.30E-02	1.98E+04	4.93E+01	1.49E+03
A5 Installation into the building	3.89E+02	9.23E+01	2.97E+02	2.10E-02	2.90E-06	7.40E-02	3.00E-04	2.70E-02	2.90E-01	7.60E-02	2.90E-04	3.97E+02	7.69E+00	3.89E+02
B2 Maintenance	3.10E+03	3.11E+03	-1.00E+01	4.76E+00	1.70E-04	1.53E+01	9.30E-02	3.17E+00	3.47E+01	1.11E+01	1.60E-01	3.47E+04	8.11E+02	3.10E+03
B6 Operational energy usage	5.43E+04	5.33E+04	7.98E+02	1.28E+02	1.10E-02	1.05E+02	1.38E+00	2.55E+01	3.13E+02	7.82E+01	1.90E-01	2.17E+06	2.04E+04	5.43E+04
C1 Deconstruction	7.47E+00	7.35E+00	1.10E-01	1.80E-02	1.60E-06	1.40E-02	1.90E-04	3.50E-03	4.30E-02	1.10E-02	2.60E-05	2.99E+02	2.82E+00	7.47E+00
C2 Waste transportation	1.58E+02	1.58E+02	9.20E-02	5.10E-02	3.70E-05	5.20E-01	1.60E-03	1.10E-01	1.26E+00	4.90E-01	2.80E-03	2.51E+03	1.06E+01	1.58E+02
C3 Waste processing	5.59E+02	5.63E+02	-4.55E+00	4.30E-01	3.80E-05	3.61E+00	3.50E-02	7.00E-01	8.09E+00	2.22E+00	1.70E-02	4.67E+03	1.39E+02	5.59E+02
C4 Waste disposal	9.44E+00	9.92E+00	-5.00E-01	1.90E-02	3.10E-06	8.00E-02	1.80E-04	2.70E-02	2.90E-01	8.80E-02	1.10E-04	2.25E+02	8.98E+00	9.44E+00
D Benefits	-1.53E+04	-1.54E+04	6.21E+01	-3.27E+01	-5.40E-04	-1.00E+02	-6.40E-01	-1.53E+01	-1.73E+02	-5.85E+01	4.43E-01	-1.41E+05	-3.26E+03	-1.53E+04

* The results of the energy calculation are based on the typical energy consumption of the selected reference. The results are KONE's best estimates of the annual energy consumption but the real-life values may vary depending on the actual installation.

** The results of this environmental impact indicator shall be used with care as the uncertainties on these results are high or as there is limited experienced with the indicator.

***The results in kg PO₄ eq. can be obtained by multiplying the results in kg P eq. with a factor of 3.07.




Table 5. The use of resources per entire life cycle of KONE TravelMaster™ 110T escalator

Section	Use of renewable primary energy resources as energy [MJ]	Use of renewable primary energy resources as raw materials [MJ]	Total use of renewable primary energy [MJ]	Use of non renewable primary energy as energy [MJ]	Use of non renewable primary energy as raw materials [MJ]	Total use of non renewable primary energy [MJ]	Use of secondary materials [kg]	Use of renewable secondary fuels [MJ]	Use of non renewable secondary fuels [MJ]	Use of net fresh water [m ³]
A1 Manufacturing - materials and components	3.52E+04	0.00E+00	3.52E+04	3.54E+05	2.05E+03	3.56E+05	2.73E+03	0.00E+00	0.00E+00	2.19E+02
A2 Transport to component manufacturer	3.57E+01	0.00E+00	3.57E+01	2.87E+03	0.00E+00	2.87E+03	0.00E+00	0.00E+00	0.00E+00	5.20E-01
A3 Manufacturing - packaging and waste treatment	5.54E+03	1.54E+03	7.08E+03	3.50E+04	1.39E+03	3.64E+04	7.91E+00	0.00E+00	0.00E+00	1.61E+01
A4 Transport to building site	1.48E+02	0.00E+00	1.48E+02	1.98E+04	0.00E+00	1.98E+04	0.00E+00	0.00E+00	0.00E+00	2.28E+00
A5 Installation into the building	2.82E+01	0.00E+00	2.82E+01	3.97E+02	0.00E+00	3.97E+02	0.00E+00	0.00E+00	0.00E+00	3.10E-01
B2 Maintenance	2.38E+03	0.00E+00	2.38E+03	3.33E+04	1.43E+03	3.47E+04	1.68E+02	0.00E+00	0.00E+00	1.51E+01
B6 Operational energy usage	1.88E+05	0.00E+00	1.88E+05	2.17E+06	0.00E+00	2.17E+06	0.00E+00	0.00E+00	0.00E+00	5.20E+02
C1 Deconstruction	2.60E+01	0.00E+00	2.60E+01	2.99E+02	0.00E+00	2.99E+02	0.00E+00	0.00E+00	0.00E+00	7.20E-02
C2 Waste transportation	2.70E+01	0.00E+00	2.70E+01	2.51E+03	0.00E+00	2.51E+03	0.00E+00	0.00E+00	0.00E+00	5.20E-01
C3 Waste processing	5.17E+02	0.00E+00	5.17E+02	4.67E+03	0.00E+00	4.67E+03	0.00E+00	0.00E+00	0.00E+00	3.88E+00
C4 Waste disposal	8.89E+00	0.00E+00	8.89E+00	2.25E+02	0.00E+00	2.25E+02	0.00E+00	0.00E+00	0.00E+00	2.10E-01
D Benefits	-1.45E+04	0.00E+00	-1.45E+04	-1.41E+05	0.00E+00	-1.41E+05	1.34E+03	0.00E+00	0.00E+00	-6.49E+01

END OF LIFE - WASTE

In addition to the waste reported by the manufacturing units during the production process (specific data), the data on the amount of waste disposed reported in the table 6 below also includes the waste data from the Ecoinvent database for all the life cycle stages. The amount of specific waste generated including the material losses during the production of escalator functional groups and packaging was collected from the functional group manufacturing unit.

Table 6. Amount of waste disposed per entire lifecycle of KONE TravelMaster™ 110T escalator

Section	Hazardous waste disposed [kg]	Non hazardous waste disposed [kg]	Radioactive waste disposed [kg]
A1 Manufacturing - materials and components	7.81E+03	8.52E+04	6.30E-01
A2 Transport to component manufacturer	4.12E+00	2.19E+02	1.90E-02
A3 Manufacturing - packaging and waste treatment	4.17E+02	3.11E+03	7.10E-02
A4 Transport to building site	2.33E+01	6.36E+02	1.40E-01
A5 Installation into the building	2.67E+00	1.63E+02	3.20E-03
B2 Maintenance	3.98E+02	4.05E+03	7.90E-02
B6 Operational energy usage	2.14E+03	5.20E+04	1.93E+01
C1 Deconstruction	2.90E-01	7.15E+00	2.70E-03
C2 Waste transportation	3.04E+00	2.76E+02	1.70E-02
C3 Waste processing	0.00E+00	0.00E+00	0.00E+00
C4 Waste disposal	6.50E+00	1.23E+03	1.40E-03
D Benefits	-3.80E+03	-2.88E+04	-1.74E-01



END OF LIFE- OUTPUT FLOWS

The data for the output flows of the process is presented in table 7 for the entire life cycle. The parameters in the tables are calculated on the gross amounts leaving the system boundary when they have reached the end-of-waste state. None of the components are reused after the end of the waste state, possible exported energy is not reported in the LCI datasets of Ecoinvent and there is no amount of exported energy from the manufacturing units.

Table 7. Amount of materials leaving the system boundary per entire life cycle of KONE TravelMaster™ 110T escalator

Section	Components for re-use [kg]	Materials for recycling [kg]	Materials for energy recovery [kg]	Exported Energy [MJ]
A1 Manufacturing - materials and components	0.00E+00	0.00E+00	0.00E+00	0.00E+00
A2 Transport to component manufacturer	0.00E+00	0.00E+00	0.00E+00	0.00E+00
A3 Manufacturing - packaging and waste treatment	0.00E+00	0.00E+00	0.00E+00	0.00E+00
A4 Transport to building site	0.00E+00	0.00E+00	0.00E+00	0.00E+00
A5 Installation into the building	0.00E+00	0.00E+00	0.00E+00	0.00E+00
B2 Maintenance	0.00E+00	0.00E+00	0.00E+00	0.00E+00
B6 Operational energy usage	0.00E+00	0.00E+00	0.00E+00	0.00E+00
C1 Deconstruction	0.00E+00	0.00E+00	0.00E+00	0.00E+00
C2 Waste transportation	0.00E+00	0.00E+00	0.00E+00	0.00E+00
C3 Waste processing	0.00E+00	5.62E+03	1.36E+02	0.00E+00
C4 Waste disposal	0.00E+00	0.00E+00	0.00E+00	0.00E+00
D Benefits	0.00E+00	0.00E+00	0.00E+00	0.00E+00



SCENARIOS

Scenarios support the application of product related data in the corresponding life cycle stage of the building assessment. Scenarios in this EPD are specified in the tables below for respective life cycle stages.

ELECTRICITY IN THE MANUFACTURING STAGE

KONE's suppliers and KONE factory for manufacturing the studied escalator and its components are located in China. The impacts of electricity have been calculated using the electricity fuel mixes for China. The resulting carbon emission is 1.06 kg per kWh of electricity consumed.

TRANSPORT FROM PRODUCTION PLACE TO USER

The table below shows the transportation scenario applied from KONE to building location in Brussels.


Vehicle type	Distance	Capacity utilization*
Freight, lorry>32 ton, Euro5	300 km	100 %
Freight, sea, container ship	19190 km	100 %
Freight, lorry>32 ton, Euro 6	60 km	100 %

* Lorry is assumed to be fully loaded. Return trip is not considered

INSTALLATION INTO THE BUILDING

Installing the product into the building consumes electricity, generates waste from packaging materials and requires negligible quantity of ancilliary materials.

Resource	Consumption value
Ancilliary materials - glues and disposable gloves	Negligible quantities - Excluded
Water use	0 m3
Electricity consumption	30 kWh
Waste generation	
Wood	66.04 kg
Plastics	32.79 kg
Cardboard	44.08 kg
Steel	10.75 kg





MAINTENANCE

The reference conditions for achieving the declared service life is primarily influenced by maintenance frequency/replacement of components and usage conditions such as frequency of use of the escalator. While corrective replacement activities depend on the building application, user's behavior and installed environment and cannot be foreseen by manufacturer, the assessment takes into account predictive replacement of the necessary parts.

Scenarios	Value
Energy input	0 kWh
Transport	60 km
Materials	
Ferrous metal	266.15 kg
Polymers	169.99 kg

END OF LIFE

The KONE TravelMaster™ 110T is mainly composed of ferrous metals and non-ferrous metals. A realistic assumption is made that whole of the escalator and its parts are collected separately during the dismantling process. 10% of the escalator's material is assumed to be not recyclable with current technologies and therefore disposed. Ferrous metals, nonferrous metals as well as electronic components used in the escalator can all be recycled after the end of life. Paint, adhesives, and lubricating oils used in the escalator are treated as hazardous waste and incineration is considered for small proportion of combustible materials (mainly plastics). Glass used in escalator is treated as inert waste. Regarding waste treatment plants, the global average technologies are considered in this EPD.

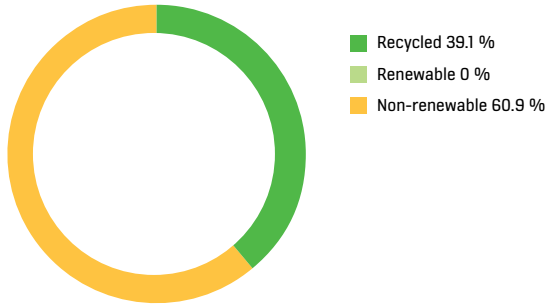
Processes	Unit	Amount kg/kg
Collection process specified by type	kg collected separately	1
	kg collected with mixed construction waste	0
Recovery system by type	kg for re-use	0
	kg for recycling	0.80*
	kg for energy recovery	0.02*
Disposal by type	kg for final deposition	0.18*
Distance to treatment facilities	Lorry>32 ton	250 km

* Values are calculated based on the most common treatment scenarios currently in use for the materials

SUMMARY

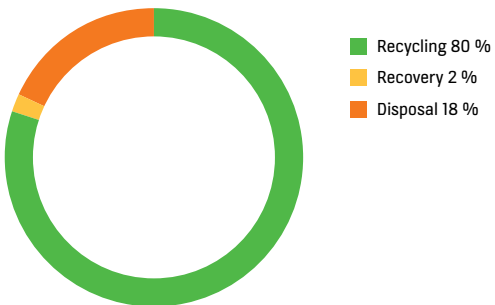
MATERIALS AND CIRCULARITY

Origin of materials*



Materials	kg
Steel - all types	5170
Aluminium	984
Glass	524
Polymer	152
Electronics	86
Copper	23
Others	66

Materials utilization potential after escalator usage



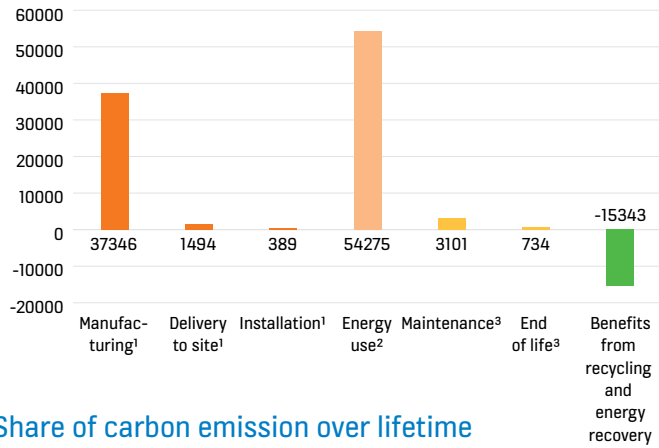
CARBON EMISSION



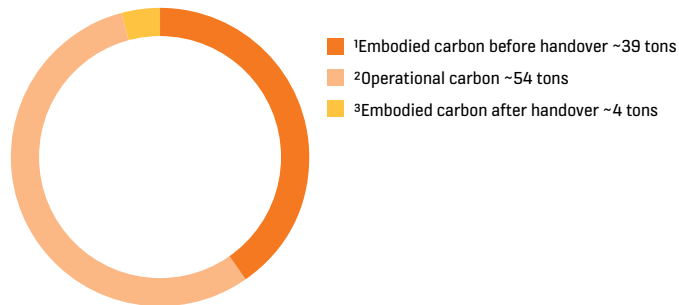
Carbon emission - GHG emission throughout lifecycle of product

Carbon saving - Recycling materials such as steel at the end of life avoids production of virgin materials ('negative emission').

Carbon footprint distribution (kg CO2 eq.)



Share of carbon emission over lifetime



* Product-specific (pre-consumer and post-consumer) recycled content is unknown. Global average of recycled content in metals is considered in calculations.



GLOSSARY

ADP, Abiotic depletion potential, expressed in kg Antimony (Sb) equivalent. for non-fossil resources and in MJ for fossil resources. In the CML method the non-fossil resources include e.g. silver, gold, copper, lead, zinc and aluminium.

AP, acidification potential, expressed in kg sulphuric dioxide (SO₂) equivalent. The indicator expresses acidification potential which originates from the emissions of sulphur dioxide and oxides of nitrogen. In the atmosphere, these oxides react and form acids which subsequently fall down to the earth in the form of rain or snow, or as dry depositions. Inorganic substances such as sulphates, nitrates, and phosphates change soil acidity. Major acidifying substances are nitrogen oxides (NO_x), ammonia (NH₃) and sulphate (SO₄).

CML, a methodology for life cycle impact assessment created by University of Leiden in the Netherlands in 2001. It is publicly available and contains more than 1700 different flows. It includes impact categories of acidification, climate change, depletion of abiotic resources, ecotoxicity, eutrophication, human toxicity, ozone layer depletion and photochemical oxidation.

EPD, environmental product declaration, provides numeric information about product's environmental performance and facilitates comparison between different products with the same function. EPDs for KONE are based on life cycle assessment.

EP, eutrophication potential, expressed in kg phosphate (PO₄-) equivalent. Eutrophication describes emissions of substances to water that contribute to oxygen depletion. It means nutrient enrichment of an aquatic environment. Biomass growth in aquatic ecosystems may be limited by various nutrients. Most of the time, aquatic ecosystems are saturated with either nitrogen or phosphorus, and only the limiting factor can cause eutrophication. The CML method takes into account nitrogen and phosphorus related emissions.

Functional unit, The quantified performance of a product system for use as a reference unit.

GWP, global warming potential, expressed in kg carbon dioxide (CO₂) equivalent. The indicator expresses global

warming potential and refers to carbon footprint. It considers gaseous substances such as carbon dioxide (CO₂), methane (CH₄), laughing gas (N₂O) over 100 years. These substances have an ability to absorb infrared radiation in the earth's atmosphere. They let sunlight reach the earth's surface and trap some of the infrared radiation emitted back into space causing an increase in the earth's surface temperature.

LCA, life cycle assessment, is a method which quantifies the total environment impact of products or activities over their entire life cycle and life cycle thinking. Life cycle assessment is based on ISO 14040 and ISO 14044 standards and comprises four phases: goal and scope definition, inventory data collection and analysis, environmental impact assessment and interpretation of results. The results of LCA are used in communication and product development purposes, for example.

ODP, Ozone depletion potential, expressed in kg trichlorofluoromethane (CFC-11) equivalent. Ozone-depleting gases cause damage to stratospheric ozone or the "ozone layer". Chlorofluorocarbons (CFCs), halons and hydrochlorofluorocarbon (HCFCs) are the potent destroyer of ozone, which protects life on earth from harmful UV radiation. Damage to the ozone layer reduces its ability to prevent ultraviolet (UV) light entering the earth's atmosphere, increasing the amount of carcinogenic UVB light reaching the earth's surface. The CML impact calculation method takes into account all different forms of CFC, HCFC and halons related emissions.

Product Category rules (PCR) define the rules and requirements for EPDs of a certain product category. They are a key part of ISO 14025 as they enable transparency and comparability between EPDs

POCP, photochemical ozone creation potential, expressed in kg NMVOC equivalent. Photochemical ozone or ground level ozone is formed by the reaction of volatile organic compounds and nitrogen oxides in the presence of heat and sunlight. Ground-level ozone forms readily in the atmosphere, usually during hot summer weather. Photochemical oxidant formation is harmful to both humans and plants. The CML method takes into account certain emissions to air, for example, carbon monoxide (CO), ethyne (C₂H₂) and formaldehyde (CH₂O).

ADDITIONAL TECHNICAL INFORMATION

www.kone.com

Contact your local KONE sales organization to learn more about the technical details of the products available in your region.

ADDITIONAL INFORMATION

All the impacts specified by EN 15804 have been studied for all the information modules.

BIBLIOGRAPHY

ISO 14025:2010 Environmental labels and declarations – Type III environmental declarations Principles and procedures.

ISO 14040:2006 Environmental management. Life cycle assessment. Principles and frameworks.

ISO 14044:2006 Environmental management. Life cycle assessment. Requirements and guidelines.

EN 15804:2012+A2:2019 Sustainability in construction works – Environmental product declarations – Core rules for the product category of construction products.

PCR 2019:14 Version 1.11 for Construction products.

EN-ISO 25745-3 Energy performance of lifts, escalators and moving walks - Part 3: Energy calculation and classification of escalators and moving walks.

Ecoinvent database v3.6.

Life Cycle Assessment report of KONE TravelMaster™ 110T as per EN 15804+A2:2019 and ISO 14025.

KONE provides innovative and eco-efficient solutions for elevators, escalators, automatic building doors and the systems that integrate them with today's intelligent buildings.

We support our customers every step of the way; from design, manufacturing and installation to maintenance and modernization. KONE is a global leader in helping our customers manage the smooth flow of people and goods throughout their buildings.

Our commitment to customers is present in all KONE solutions. This makes us a reliable partner throughout the life cycle of the building. We challenge the conventional wisdom of the industry. We are fast, flexible, and we have a well-deserved reputation as a technology leader, with such innovations as KONE MonoSpace® DX, KONE NanoSpace™ and KONE UltraRope®.

KONE employs close to 57,000 dedicated experts to serve you globally and locally.

KONE CORPORATION

Corporate offices

Keilasatama 3
P.O. Box 7
FI-02151 Espoo
Finland
Tel. +358 (0)204 751

www.kone.com

This publication is for general informational purposes only and we reserve the right at any time to alter the product design and specifications. No statement in this publication shall be construed as a warranty or condition, express or implied, as to any product, its fitness for any particular purpose, merchantability, quality or representation of the terms of any purchase agreement. Minor differences between printed and actual colors may exist. KONE MonoSpace® DX, KONE EcoDisc®, KONE Care® and People Flow® are registered trademarks of KONE Corporation. Copyright © 2022 KONE Corporation.