



Environmental Product Declaration (EPD®) For “Classico” Extra Virgin Olive Oil Monini S.p.A.

Revision date: 2023/03/03 (rev. 6.0)

Publication date: 2012/12/21

Date of validity: 2026/02/14

Geographical area of production: Europe
Geographical area of distribution: World

CPC code: 21537

Registration Number: S-P-00384



An EPD must provide current information and can be updated if conditions change. The declared validity is, therefore, subject to continuous registration and publication on www.environdec.com



01

The All-Italian Story of a Passion

MONINI, THE ALL-ITALIAN STORY OF A PASSION

A passion for quality that dates back over a century

The Monini company is an Italian success story based on tradition and quality. The company was founded in 1920 by Zefferino Monini, who, following his entrepreneurial instinct, decided to establish a business in the town of Spoleto, in the Italian region of Umbria. Thanks to its hills covered with olive groves, from which an oil with an intense yet balanced flavour is obtained, the Spoleto area has always been dedicated to the production of Extra Virgin Olive Oil.

The passion that Zefferino Monini Sr. developed for olives at an early age led him to dedicate himself to the production of Extra Virgin Olive Oil, whereby he founded the company "Zefferino Monini Olio di Oliva" in 1930. The knowledge and consumption of Extra Virgin Olive Oil at the

time was limited and was locally confined exclusively to its areas of production. Most Italians, above all in the larger cities, either out of habit or lack of knowledge, used almost exclusively regular olive oil, rather than the extra virgin variety. By deciding to market Extra Virgin Olive Oil beyond the confines of the Umbria region, Zefferino Monini launched a new trend in the oil industry. Thanks to his initiative and his passion for the natural product of his homeland, together with the exceptional quality of the oil obtained from the hills of Umbria, Zefferino Monini succeeded in writing the first page in the history of the Extra Virgin Olive Oil market. Once brought to the attention of a wider audience, Monini extra virgin olive oil became increasingly popular and began to be demanded by customers even further afield. The

company ceased operations during the war as the product was subject to rationing. Once the distribution of foodstuffs was deregulated in 1945, however, the company's operations continued with renewed energy. It was at this time that Zefferino's sons, Giuseppe and Paolo, joined the company. Giuseppe and Nello flanked their father in his traditional laboratory, learning all the tricks of the trade.

At the time, shopkeepers sold the product in bulk. Anticipating the future needs of the market, however, the first glass bottles began flanking the traditional demijohns by the year 1950.



01

The All-Italian Story of a Passion

A historic oil in modern times.



Today Monini is one of the leading companies in the Extra Virgin sector with a 2021 turnover of 153 million euros and more than 110 employees. Almost 96% of the total turnover is achieved with the Monini brand. The strategy started in the 20's by the founder, confirmed and increased by his son Giuseppe, is still carried on by the grandchildren of the founder, Zefferino and Maria Flora who, with the same passion, continue to spread the culture of Extra Virgin Olive Oil in an educational, serious and not only commercial way. For three generations, the

Monini family has been selecting Extra Virgin Olive Oils by choosing only mills where the hygiene conditions, processing facilities and storage of olives and oil are of superior quality.

An avant-garde company in terms of structures, technology and quality control, still animated by artisan passion in order to offer its consumers superior quality. Even today Zefferino Monini personally tastes the oils to select those that will keep the promise of high quality, the same every time, just like his grandfather did.

02 *Il Gruppo Monini*

THE MONINI GROUP NORTH AMERICA, POLAND AND AUSTRALIA

A company that symbolizes the Italian Olive Oil Tradition

Just this ability to spread the culture of Extra Virgin Olive Oil and to preserve the most authentic Italian oil art as a symbol of Made in Italy has led the Umbrian company to become a reference point for the sector even outside the national borders.

In 2000 Monini North America Inc. was founded, with headquarters in Norwalk, Connecticut and a turnover that today is around 6 million dollars.

Monini Polska is present in Europe, a branch born in 2008 with headquarters in Poznan, Poland.



03 *The Company*

THE COMPANY

Environmental Policy

Today, Monini is a company that's on the cutting-edge in terms of facilities, technology and quality control, upholding the Italian olive oil tradition thanks to a responsible corporate management model based on environmental sustainability, business ethics and social awareness. Monini cares particularly to the environment, as evidenced by the activities that include the installation of a photovoltaic system at the production facility, the provision of energy from certified renewable sources, and the use of recycled glass packaging. Thanks to this policy, Monini has become the first large Italian company to obtain an Environmental Product Declaration (EPD®).

Monini's environmental policy is based on a simple philosophy: to never deprive

nature or the terrain of anything. Because it is precisely nature and the terrain that have provided this Spoleto-based company with its precious raw materials, allowing it to make a name for itself over the past 100 years.

Monini has assumed this exemplary commitment to the environment and its natural fruits in order to ensure that they are preserved for generations to come.

It's the best possible investment that the company could make in order to preserve the values underlying the Monini olive oil tradition over time.

During 2021 Monini started a carbon neutrality project which



involves its two best-selling extra virgin olive oils in Italy and abroad, Classico and Delicato Monini, together they make up 67% of the bottles produced in one year by the company. This project represents a totally voluntary commitment,

which Monini started aware of the need to offer a concrete contribution to the fight against global warming.

Packaging plant

The production site of Monini S.p.A. is located in Spoleto (Italy) SS Flaminia Km 129.

Monini S.p.A. produces more than 30,000,000 litres per year, of which about 87% is Extra Virgin Olive Oil. 45% of the 2021 turnover comes from the export market, which involves more than 52 countries. The company covers an area of 22,000 square meters, of which 11,800 square meters are covered, where there are seven packaging lines that guarantee a maximum production capacity of 15,000 litres per hour in various formats and a filtration line for raw materials.

03 *The Company*

THE COMPANY

Supply chain control

Oils made from olives of different varieties, origins and maturity, and stored under different conditions and for different time frames, naturally possess different characteristics. For this reason, Zefferino Monini Jr., together with some of his closest expert collaborators, select the best oils in a special tasting room on a daily basis, recording the intensity and the different flavour and olfactory characteristics of each oil sampled. Approximately 15,000 oil tasting sessions are held each year during the selection and receipt of the raw materials, as well as before packaging. These control activities are not only limited to the raw materials themselves, but the quality of

the final product is also guaranteed by the loyalty, collaboration, and control activities performed by the entire supply chain.

Quality control

A state-of-the-art analytical laboratory monitors the quality and purity of each oil. These highly complex analyses are used to reveal the presence of any oils other than olive oil, as well as the presence of any undesired substances contained within the oils themselves due to treatments with agrochemicals (pesticides, herbicides or fungicides) or simply due to environmental pollution. Modern analytical techniques and

sophisticated equipment allow for contaminants to be detected in tenths of parts per billion: this means that it is possible to detect the presence of even just one gram of a contaminant dissolved in 10,000 tonnes of oil.

The Monini analysis laboratory performs approximately 20,000 sets of analysis per year, controlling approximately 90,000 parameters. Most of the controls are performed upon the incoming product, thus allowing for non-compliant batches of oil to be rejected, while further controls are also carried out during the packaging stage. Subsequently, the quality levels of the oils destined for the national and international markets are sampled and monitored.

04 *Calculation of environmental performance*

CALCULATION OF ENVIRONMENTAL PERFORMANCE

Monini Classico Extra Virgin Olive Oil 1-litre, 0.75 -litre and 0.5 -litre bottles.



This EPD® refers to the product Extra Virgin Olive Oil Classico. In the last five years, on average, Classico Extra Virgin Olive Oil has been produced from olives grown in Italy, Spain, Portugal and Greece. The data used to calculate the environmental performance reported in this EPD® are updated to the olive production and oil extraction campaign of 2021.

Classic Extra Virgin Olive Oil is packed in green glass bottles; primary packaging consists of two paper labels (front and back) applied to the bottle and an aluminium cap with plastic pourer; standard secondary packaging consists of a cardboard tray and a shrink film, whereas tertiary packaging consists of a pallet and a transparent outer film.

In this EPD®, the density of Extra Virgin Olive Oil is considered to be 0.913 kg/litre.

Functional unit

In accordance with PCR 2010:07, the functional unit for the life cycle refers to one (1) litre of Extra Virgin Olive Oil, including its packaging.

04 *Calculation of environmental performance*

GEOGRAPHICAL ORIGIN

Monini Classico Extra Virgin Olive Oil



The supply area for the production of Monini Classico Extra Virgin Olive Oil corresponds to the following countries:
(the areas of cultivation are listed in dark green).



Italy
Puglia.



Spain
Andalusia, Murcia,
Extremadura, Castilla y Leon,
Navarra, La Rioja, Aragona,
Catalogna, Castilla La Mancha,
Madrid, Valencia.



Portugal
Guarda, Beja, Enora,
Portalegre.



Greece
Crete, Peloponnese.

04 *Calculation of environmental performance*

CHARACTERISTICS OF THE EXTRA VIRGIN OLIVE OIL

Monini Classico Extra Virgin Olive Oil

The Classico variety is derived from a selection of oils obtained from olives harvested with the right degree of maturity. It is therefore an ideal and versatile complement for cooking, as well as for raw consumption, for a balanced diet, harmonious and rich in flavour.

For Cooking

In cooking and for all uses. Dressing of legumes, cooked vegetables, soups, red meat roasts boiled meat, salads, and bruschettas.

NUTRITION DECLARATION for 100 ml	
Energy	3404 kJ
	828 kcal
Fats	92 g
Of which	
Saturated Fatty Acids	14 g
Monosaturated Fatty Acids	69 g
Polyunsaturated Fatty Acids	9 g
Carbohydrates	0 g
Of which Sugar	0 g
Fibres	0 g
Protein	0 g
Salt	0 g
Vitamin E	17 mg*
* 142% of nutrient reference values	

04 *Calculation of environmental performance*

CHEMICAL AND PHYSICAL PROPERTIES

Monini Classico Extra Virgin Olive Oil

MONINI QUALITY SPECIFICATIONS	Monini values	Values provided by law	Reference standards
Free acidity (% expressed as oleic acid)	0.35	≤ 0.8	(1-2-3)
Peroxides	9.0	≤ 20	(1-2-3)
UV adsorption:			
K₂₃₂	1.85	≤ 2.5	(1-3)
K₂₇₀	0.115	≤ 0.22	(1-2-3)
ΔK	-0.002	≤ 0.01	(1-2-3)
Waxes (mg/kg)	75	≤ 150	(1-2-3)
Free acidity (% express ad oleic acid)	318		

(1) REG. (EEC) N.2568/91 on the characteristics of olive oil and relevant methods of analysis

(2) CODEX STAN 33-1981 Standard for olive oils and olive-pomace oils.

(3) INTERNATIONAL OLIVE COUNCIL COI/T. 15/NC N.3/Rev. 12 Trade standard applying to olive oils and olive pomace oils

04 *Calculation of environmental performance*

CHEMICAL AND PHYSICAL PROPERTIES

Monini Classico Extra Virgin Olive Oil

MAIN CONTAMINANTS RESIDUES		Monini values	Values provided by law	Reference standards
PAH: Polycyclic Aromatic Hydrocarbons (mg/kg)	B(a)P	< standard limit values	≤2	Reg. 1881/2006/UE and further modifications
	B(a)P B(a)A B(b)F CHR	< standard limit values	≤10	
Phthalates (mg/kg)		<3.0 (sum) <1.0 (each compound)	-	Internal method
Pesticide residues (mg/kg)		< standard limit values	Values of the reference standard	Reg. 396/2005/UE and further modifications

04 *Calculation of environmental performance*

BOUNDARIES OF THE SYSTEM

Upstream, core and downstream processes

In accordance with PCR 2010:07, the life cycle of the Extra Virgin Olive Oil is divided into the Upstream, Core and Downstream phases.

The Upstream phase includes the following processes:

- The operations required for the establishment of the olive groves and the transformation of the terrain's use were not taken into consideration because the life cycle of an olive grove is greater than 25 years.

- The production of the olives used later in the Core process, involving the following processes:
 - The production of the inputs utilized, such as for example, fertilisers and agrochemical products.
 - Waste management. The use of the wood resulting from pruning or from the end of the olive trees' life cycle.
 - The transportation of the inputs to the region and to the olive production sites.
- The extraction and use of the water.
- The auxiliary materials used to harvest the olives (nets, cages, detergents, etc.).
- The production of the fuel and electricity used at the plantations.
- The production of packaging and auxiliary materials used for extracting oil at the oil mill and for filtration and fine filtering at the Monini plant.

04 *Calculation of environmental performance*

BOUNDARIES OF THE SYSTEM

Upstream, core e downstream processes

The Core phase includes the following processes:

- The transportation of the olives to the mill
- The extraction of the oil from the olives.
- Waste management.
- The preservation of the oil.
- Transportation to the packaging plant.
- The packaging of the oil at the Monini facility in Spoleto.
- The transportation of the raw materials and energy inputs to the Core process.

In accordance with the 2010 PCR: 07, the construction of machinery (more than three years old) and the factories were not included. In addition, the packaging of chemical products and auxiliary materials used during the cultivation, at the olive mill and in the packaging stage, as well as the product labels and neck

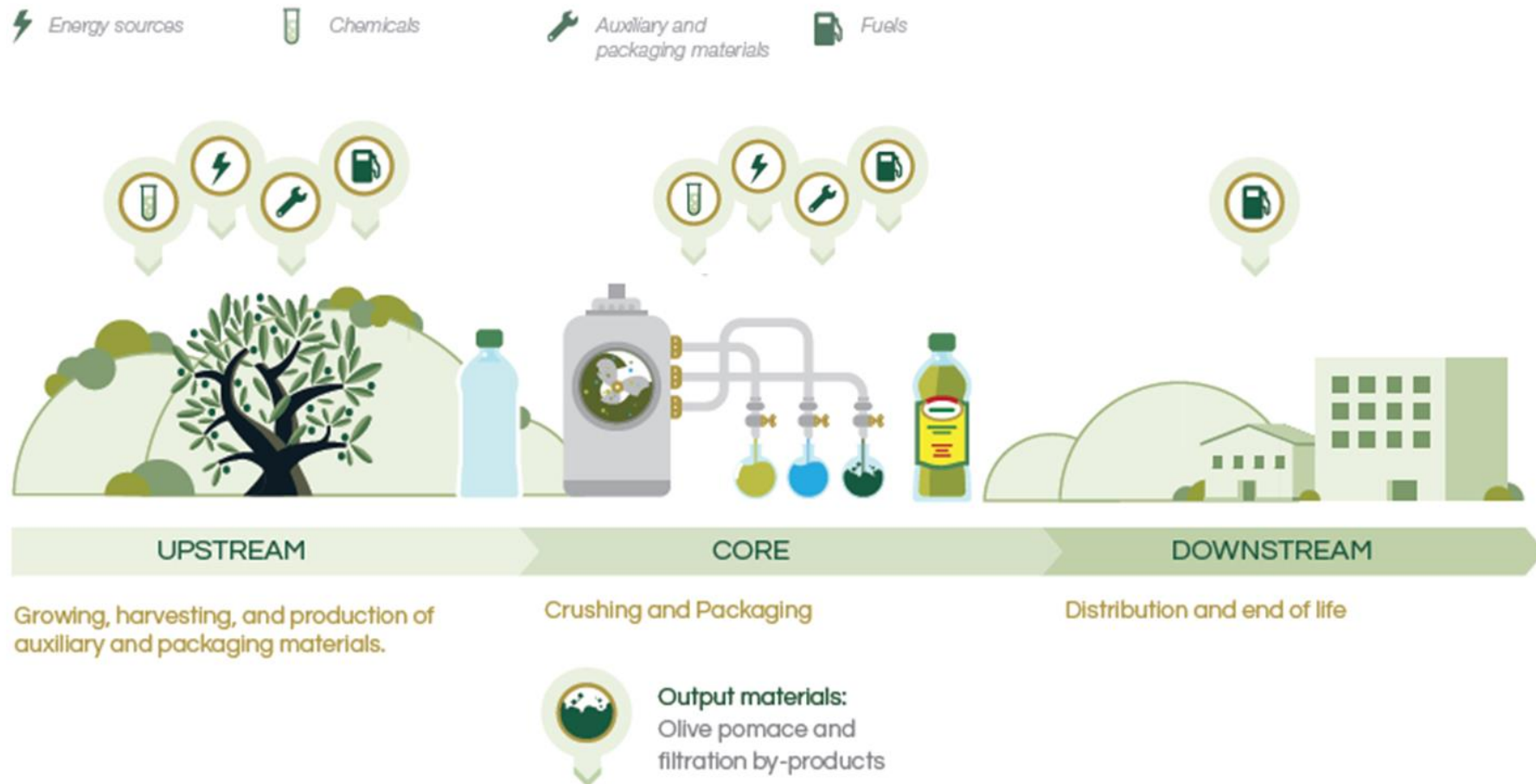
The Downstream phase includes the following processes:

- Transportation from the final production/ storage site to a distribution platform.
- Transportation to the retailer.
- Waste management.
- The use of the product.
- The recycling or disposal of the packaging/materials after use.

collar applied on the oil bottles, the shrink film and the adhesives applied to the pallet, they were not included for the cut-off rule (which excludes material flows of less than 1% of the total inventory).

04 *Calculation of environmental performance*

BOUNDARIES OF THE SYSTEM



04 *Calculation of environmental performance*

DATA QUALITY

The inventory analysis was conducted using specific data from Monini S.p.A. and the companies involved in the study regarding the cultivation and harvesting of olives, oil extraction and storage, transport to the bottling site, packaging and distribution of the product.

Selected generic data were used from:

- Council Regulation (EC) No. 834/2007 of 28 June 2007 on organic production and labelling of organic products and repealing Regulation (EEC) No. 2092/91.

- The Methodology of the FAO Study: "global food losses and food waste - extent, causes and prevention" - FAO, 2011 by SIK - Swedish Institute for Food and Biotechnology, 2013.

- Eurostat,

<http://epp.eurostat.ec.europa.eu/portal/page/portal/eurostat/home>

- International databases (in particular Ecoinvent 3.8) with regard to the production processes of semi-finished products, packaging materials, electrical and thermal energy and means of transport, as well as related to water supply and end-of-life.

In accordance with the General Program Instructions of the International EPD® System, version 3.01 dated 18/09/2019, the contribution of the generic other data to the impact indicators is less than 10%.

In addition, transportation distance data were calculated using the online Google Maps and Sea Rates calculator for land and sea transportation distances, respectively.

04 *Calculation of environmental performance*

DATA QUALITY

The Monini supply chain

The direct relationship with the private or cooperative mill (sometimes through the figure of a mediator to coordinate logistical and economic aspects) does not help to determine a favourable situation for data collection for the process unit belonging to the farm, involved in the cultivation of the olive tree. Despite this, compared to the previous version, in this EPD® the sample of suppliers (growers and mills) who actively participated in the collection of specific data has been maintained.

The availability of a more representative sample has greatly improved the quality of the data processed, which have been refined so as to be probably very close to the real value.

Comparison of EPDs® within the same product category

The oils included in this document are based on the PCR 2010:07 version 3.0 specification updated on 03/31/2020, developed in accordance with the General Program Instructions of the International EPD® System, version 3.01 dated 09/18/2019.

EPDs® within the same product category but from different programs may not be comparable, nor may EPDs® within the same product category and same program but that differ in packaging format.

04 *Calculation of environmental performance*

CULTIVATION AND HARVESTING OF THE OLIVES

Puglia, Italy

In terms of Extra Virgin Olive Oil production, Puglia is Italy's leading olive oil producing region. The region's most productive provinces are those of Foggia, Bari and Barletta-Andria-Trani. On the plains of Tavoliere, the olive growing process is a form of specialized farming with a regular line configuration, incorporating an irrigation system with the vase pruning system, and harvesting is mainly performed using pneumatic combs.

The olive-growing techniques in the provinces of Bari and Barletta-Andria-Trani tend towards a more modern style of olive-growing, with the tree arrangements assuming an intensive and fairly regular configuration, and an average of about 300 trees/ha cultivated using the vase

pruning system. Harvesting is performed mechanically, using harvesting machinery.

Spain

In Spain there are two systems of cultivation: traditional and super intensive. The cultivars grown according to the traditional system are the Picual and Cornicabra varieties, which are still found in the areas of Jaen (Andalusia) and Toledo/Ciudad Real (Castilla la Mancha). With regard to the super intensive system, there are two cultivars, the Arbequina and Arbosana varieties, with reduced vegetative development, to the point that they are planted with a density of 1,600 - 2,000 trees/ha.

Super Intensive System is a technology of cultivation of olive trees which took origin

in this Country in the early 90s and that allows a considerable increase in profitability compared to conventional systems. When they made the first plantations the doubts that arose on the new model of cultivation were many: planting lifetime, selection of a suitable area, choice of appropriate olives varieties, system of pruning, fertilization, irrigation.

The experience gained over the years in different situations has allowed us to refine the main technical criteria and to dispel the many initial doubts. The keys to the success of the super intensive system are: 100% mechanized harvest, the rapid entry into production (starting from 2nd-3rd year of the campaign), a consistently high profitability and Extra Virgin Olive Oil good quality.

04 *Calculation of environmental performance*

CULTIVATION AND HARVESTING OF THE OLIVES

Greece

In Greece, the areas dedicated to the cultivation of olive groves have increased steadily over the years, thanks to the planting of new high-density rows of 250-300 trees/ha. The olive groves involved in the production of olive oil have been widely used in many semi-mountainous and coastal areas. The Koroneiki olive is considered to be the best variety for the production of oil. Trees have a short trunk pruned sapling like. It has its origins in the

Korone area, in Messinia region, Peloponnese.

The tendency is to enhance production through mechanisation, land levelling and localised irrigation, using the wells belonging to the various farms.

The ancient olive groves with large centuries-old trees have been replaced by new and intensive plantations, while the more traditional plantations can still be found on the smaller islands and in the higher mountainous regions.

Portugal

Cultivation of the olive tree in Portugal has advanced considerably in recent decades thanks to the exploitation of EU funding. It predominantly involves intensive and super-intensive fully mechanised cultivation techniques, with the plant-by-plant-irrigation of three main cultivars, which, in order of importance, are the Arbequina, the Fenugreek and the Cobrançosa varieties.

04 *Calculation of environmental performance*

EXTRACTION OF THE OIL FROM THE OLIVES

Washing, crushing and malaxation

The Extra Virgin Olive Oil production technique is almost identical in all the considered Countries except for some difference due to local traditions.

Washing and pressing

When the olives arrive at the mill they are immersed in a tank of water or, in modern plants, in special washing machines that maintain forced water movement in order to improve the results of the operation. After washing, the next step is the crushing, which in modern continuous-cycle facilities is carried out using a hammer crusher. With this system, the pulp is broken down by the impacts of

high-speed rotary devices, and only in part by the mechanical action of the pit's fragments.

The processing is performed within an extremely short time frame.

Malaxation

Malaxation or mixing is an operation that follows crushing, the purpose of which is to break down the emulsion between water and oil, thus allowing the micelles of oil to merge into larger droplets, which tend to separate spontaneously from the water. This is performed in machines called mixers or malaxers. The technical reference parameters during the mixing

stage are the temperature and the duration. The temperature is critical for the yield in the subsequent extraction process and is closely related to the stability of the water-oil emulsion. With a low degree of emulsification, malaxation can be performed at temperatures slightly higher than the ambient temperature (from 22-24°C to 27°C); this is referred to as malaxation or cold extraction. With more stable emulsions, a more aggressive heating of the paste is required, with temperatures ranging from 27°C to 30°C. The yield of the extraction increases with the temperature of the malaxation, but the quality of the paste decreases once the temperature of 30°C is reached.

04 *Calculation of environmental performance*

EXTRACTION OF THE OIL FROM THE OLIVES

From malaxation to centrifugation

Centrifugation

The olive paste resulting from the malaxation process is subjected to centrifugation in a rotating conical drum, with a horizontal axis commonly referred to as a decanter.

Due to the different specific weights of water, oil, and olive pulp, the centrifugation separates them over 2 to 3 phases. The 3-phase decanter is the most consolidated and utilized type found in Italy.

In this case, three parts are separated by centrifugation:

- the olive pomace;
- the oil must, containing a small amount of water;

- the vegetation water, containing a small amount of oil.

This system requires the oil paste to be diluted in advance with mains water. The 2-phase decanter is widespread throughout Spain, Portugal and Greece, and differs from the 3-phase decanter due to the decreased use of water. The centrifugation process separates only two parts:

- the olive pomace and the vegetation water;
- the oil must, containing a small amount of water.

The oil must, obtained from the extraction, always contains a residual amount of water, which is separated by the effect of

the different densities of the two liquids through decanting or centrifugation.

Vertical centrifugation is the system used in all plants to separate the oil from the water. In this process, which is performed in vertical centrifugal separators, both the oil must and the vegetation water obtained from the horizontal centrifugation are processed.

04 *Calculation of environmental performance*

PACKAGING OF THE OIL

From storage to shipment

Storage

Monini S.p.A. has about 170 storage tanks for a total capacity of 10,000,000 litres, all stainless steel, interconnected and equipped with electronic level probes in order to continuously monitor the quantities of oil contained and those transferred from one tank to another.

All the tanks are temperature controlled and are connected to an inert gas (nitrogen) distribution system that ensures optimal product preservation.

Filtering

Immediately before packaging the oils are subjected to a double filtration process.

Filtering does not alter the quality and nutritional characteristics of the oil, but rather ensures better preservation over time.

Packaging

Monini S.p.A. has 7 modern packaging lines, with a daily average bottling capacity of 200,000 litres, and a maximum capacity of 260,000 litres over 24 hours.

They allow the oil to be bottled in 100ml, 250ml, 500ml, 1L, 3L, and 5L containers, in order to satisfy the various needs of the market.

Every packaging line is equipped with video cameras, which systematically detect any foreign bodies present within the containers, monitor the presence of the label and cap, and verify the production batch and the oil level of each single container.

Finally, ultra-modern automatic laser-guided shuttles transfer the pallets of packaged oil to the warehouse, where they will await final shipment.

04 *Calculation of environmental performance*

DISTRIBUTION AND USE PHASE

The final stages of the product's life cycle

Distribution

The product is distributed throughout Italy and throughout the world. The transport distance was calculated considering the weighted average distance specific to each bottle size.

Use phase

The use phase of extra virgin olive oil is excluded according to PCR, however a percentage of oil which may not be consumed or disposed, after cooking, has

been considered. A loss of 4% of the oil contained in the bottle was estimated, according to the 2013 study by Gustavsson et al, and in the calculation model it was considered that this quantity is treated in part by the municipal water purification system and in part sent to recovery.

End of life of packaging and oil

The end-of-life scenario for packaging has been modelled using official statistical

data from ISPRA (2021) and Eurostat (referring to 2020) according to the recovery, incineration and landfill disposal methods of the individual materials making up the packaging. The processes of waste disposal in landfills and incinerators have been taken from the Ecoinvent database and are specific to the packaging material; for the recycling process only, the transport assumed to be equal to 100 km travelled with trucks with a capacity between 16 and 32 tons has been considered.

04 *Calculation of environmental performance*

ENVIRONMENTAL PERFORMANCE

List of the impact categories/1

The environmental performance of Monini products, as detailed below, is based on the Life Cycle Assessment (LCA) methodology and has been calculated in accordance with ISO 14040 and 14044, the International EPD® system and PCR 2010:07. The management and updating of environmental data concerning EPD® products are regulated by a specific procedure within the Monini Management Systems Manual.

Environmental impact indicators

The purpose of impact assessment is to highlight the extent of the environmental changes generated by the releases into the environment and the consumption of resources caused by production activities. The

fundamental objective is to attribute the consumption and emissions obtained in the inventory phase to specific impact categories.

The following is a list of impact categories

Resource consumption

A count of the total amount of energy and material resources used throughout the life cycle of products. These are divided into primary (non-renewable and renewable), secondary, and water consumption.

Global warming

It is caused by the presence of greenhouse gases in the atmosphere that absorb the infrared radiation emitted by the earth, causing an increase in average temperature.

The anthropogenic greenhouse gas of greatest concern is CO₂. The method of characterization of the impacts of greenhouse gases is based on what is stated by the Intergovernmental Panel on Climate Change (IPCC) that uses as an impact indicator the kg of CO₂ equivalent compared to a time horizon of 100 years (GWP 100 years, Global Warming Potential).

The GWP is based on a relative scale that compares the gas considered with an equal mass of CO₂, whose GWP is by definition equal to 1. Fossil, biogenic and land-use change emissions are reported separately.

04 *Calculation of environmental performance*

ENVIRONMENTAL PERFORMANCE

List of the impact categories/2

Formation of photochemical smog

This is a phenomenon typical of peak hours in big cities, which is quite pronounced in the summertime, when the sun's rays cause the unburned hydrocarbons and nitrogen oxides present in the exhaust fumes to react, thus resulting in harmful ozone. The method for characterizing the impact of photo-chemical smog is based on that of the United Nations Economic Commission for Europe (UNECE), which uses kg of NMVOC equivalent, POFP (Photo-chemical Ozone Formation Potential).

POFP is based on a relative scale, which compares the substance in question to an equal mass of equivalent NMVOC, the POFP of which is by definition equal to 1.

Acidification

The acidification indicator is linked to the emission of certain acidifying substances into the atmosphere, such as nitrogen oxides and sulphur oxides, which cause the pH of lakes, forests and oceans to decrease.

The method for characterizing acidification impacts is based on statements of Seppälä et al. 2006, Posch et al. 2008 using the moles of H⁺ equivalent (AP, Acidification Potential) as an impact indicator. AP is based on a relative scale which compares the substance in question to an equal mass of equivalent H⁺ eq, whose AP is by definition equal to 1.

Eutrophication

Indicates a condition of accumulation of nutrients within a given environment. Specifically, an over-abundance of

nitrates and phosphates in an aquatic environment, which causes the proliferation of microscopic algae and, in turn, increased bacterial activity; the consequent lowering of oxygen in surface waters and in the soil causes a degradation of the environment which has become asphyxiated and, in the long term, results in the death of fish. The results report three indicators of potential eutrophication: terrestrial, marine and freshwater.

Land use

This category concerns the effects following the conversion or occupation of land. The impact is expressed in m² per year.

04 *Calculation of environmental performance*

ENVIRONMENTAL PERFORMANCE

Monini Classico Extra Virgin Olive Oil

EVALUATION METHOD

The method of calculation adopted for the study of LCA at the base of this EPD® is described in the PCR 2010:07, CPC Division 21537: Virgin olive oil and its fractions; version 3.0.1







The characterization factors, used to convert the data from the inventory analysis of the life cycle impact categories, are listed on the website of the International EPD® System.

It is emphasised that the results of environmental impact indicators on resource use and water scarcity should be used with caution, as the uncertainties of the results are high and experience with these indicators is limited.

04 Calculation of environmental performance

ENVIRONMENTAL PERFORMANCE

Monini Extra Virgin Classic Oil 1-litre glass bottle







PARAMETERS Environmental impacts		UPSTREAM		CORE		DOWNSTREAM		LIFE CYCLE
		 Olive cultivation	 Packaging & other materials production	 Olive oil extraction	 Filtration brightening and packaging	 Distribution	 End of life	
	Unit							
GWP, fossil	kg CO ₂ eq	1,7385	0,2609	0,0592	0,1288	0,1471	0,0050	2,3394
GWP, biogenic	kg CO ₂ eq	0,0007	0,0018	0,0007	0,00004	0,00001	0,0011	0,00443
GWP, Land use and land transformation	kg CO ₂ eq	5,88E-04	3,47E-03	5,94E-05	1,24E-06	1,58E-06	5,46E-08	0,0041
TOTAL Global Warming Potential	kg CO₂ eq	1,73983	0,26615	0,06001	0,12882	0,14709	0,00608	2,35
Ozone layer depletion	kg CFC-11 eq	4,19E-07	3,13E-08	8,36E-09	3,01E-08	3,38E-08	1,05E-09	5,24E-07
Acidification potential	mol H ⁺ eq	0,03419	0,00089	0,00051	0,00092	0,00208	0,00003	0,03861
Freshwater eutrophication	kg P eq	0,00246	0,00005	0,00004	0,00002	0,00002	0,000002	0,00258
Marine eutrophication	kg N eq	0,01986	0,00018	0,00015	0,00029	0,00057	0,00001	0,02107
Terrestrial eutrophication	mol N eq	0,13628	0,00202	0,00163	0,00317	0,00632	0,00014	0,14955
Photochemical ozone formation	kg NMVOC eq	0,01560	0,00050	0,00042	0,00082	0,00162	0,00004	0,01900
Abiotic depletion potential – Elements	g Sb eq	9,95E-05	2,67E-06	8,37E-10	4,78E-09	4,91E-09	1,98E-10	0,000102
Abiotic depletion potential – Fossil fuels	MJ	21,55795	3,71751	0,88803	1,83514	2,03820	0,06304	30,10
Water scarcity potential	m ³	18,5228	0,1127	0,1228	0,0377	-0,0003	-0,00002	18,80

Environmental impact in reference to the functional unit of the 1-litre bottle of Extra Virgin Classic Olive Oil and its packaging

04 *Calculation of environmental performance*

ENVIRONMENTAL PERFORMANCE

Monini Extra Virgin Classic Oil 1-litre glass bottle

PARAMETERS Use of resources	Unit	UPSTREAM			CORE	DOWNSTREAM		LIFE CYCLE
		 Olive cultivation	 Packaging & other materials production	 Olive oil extraction	 Filtration brightening and packaging	 Distribution	 End of life	
Primary energy resources –Renewable Used as energy carriers	MJ	0,4149	0,4197	0,0962	0,1917	0,0025	0,0002	1,125
Primary energy resources –Renewable Used as raw materials	MJ	0,0701	0,0698	0,0165	0,0007	0,0005	0,0001	0,158
Primary energy resources –Renewable TOTAL	MJ	0,4850	0,4895	0,1127	0,1924	0,0030	0,0003	1,283
Primary energy resources –Non-renewable Used as energy carriers	MJ	21,570	3,894	0,960	1,956	2,164	0,067	30,612
Primary energy resources –Non-renewable Used as raw materials	MJ	1,368	0,169	0,000010	0,000014	0,000015	0,000001	1,536
Primary energy resources –Non-renewable TOTAL	MJ	22,938	4,063	0,960	1,956	2,164	0,067	32,15
Land use	m²a	38,276	0,020	0,007	0,001	0,0001	0,0001	38,30
By-product	kg	0	0	4,612	0	0	0	4,612







Environmental impact in reference to the functional unit of the 1-litre bottle of Extra Virgin Classic Olive Oil and its packaging

04

Calculation of environmental performance

ENVIRONMENTAL PERFORMANCE 100% ITALIANO

Monini Extra Virgin Classic Oil 100% ITA 1-litre glass bottle







PARAMETERS Environmental impacts	Unit	UPSTREAM		CORE		DOWNSTREAM		LIFE CYCLE
		 Olive cultivation	 Packaging & other materials production	 Olive oil extraction	 Filtration brightening and packaging	 Distribution	 End of life	
GWP, fossil	kg CO ₂ eq	1,4511	0,2588	0,0512	0,1109	0,1470	0,0049	2,0238
GWP, biogenic	kg CO ₂ eq	0,0002	0,0017	0,0011	0,00003	0,00001	0,0010	0,00404
GWP, Land use and land transformation	kg CO ₂ eq	2,70E-04	1,02E-03	2,38E-06	9,98E-07	1,58E-06	5,39E-08	0,0013
TOTAL Global Warming Potential	kg CO₂ eq	1,45152	0,26154	0,05227	0,11094	0,14699	0,00591	2,03
Ozone layer depletion	kg CFC-11 eq	1,26E-07	3,09E-08	6,56E-09	2,62E-08	3,38E-08	1,05E-09	2,24E-07
Acidification potential	mol H ⁺ eq	0,05158	0,00086	0,00048	0,00048	0,00208	0,00003	0,05551
Freshwater eutrophication	kg P eq	0,00645	0,00005	0,00001	0,00001	0,00002	0,000002	0,00654
Marine eutrophication	kg N eq	0,04152	0,00016	0,00017	0,00018	0,00057	0,00001	0,04262
Terrestrial eutrophication	mol N eq	0,22659	0,00193	0,00190	0,00194	0,00632	0,00014	0,23882
Photochemical ozone formation	kg NMVOC eq	0,00538	0,00048	0,00049	0,00051	0,00162	0,00004	0,00851
Abiotic depletion potential – Elements	g Sb eq	1,31E-05	2,66E-06	5,87E-10	4,39E-09	4,91E-09	1,97E-10	0,000016
Abiotic depletion potential – Fossil fuels	MJ	8,62647	3,69139	0,75591	1,59590	2,03685	0,06290	16,77
Water scarcity potential	m3	5,0541	0,1079	0,0299	0,0377	-0,0003	-0,00002	5,23

Environmental impact in reference to the functional unit of the 1-litre bottle of Extra Virgin Classic Olive Oil and its packaging

04 Calculation of environmental performance

ENVIRONMENTAL PERFORMANCE 100% ITALIANO

Monini Extra Virgin Classic Oil 100% ITA 1-litre glass bottle

PARAMETERS Use of resources	Unit	UPSTREAM			CORE	DOWNSTREAM		LIFE CYCLE
		 Olive cultivation	 Packaging & other materials production	 Olive oil extraction	 Filtration brightening and packaging	 Distribution	 End of life	
Primary energy resources –Renewable Used as energy carriers	MJ	0,1838	0,3236	0,0572	0,1914	0,0025	0,0002	0,759
Primary energy resources –Renewable Used as raw materials	MJ	0,0453	0,0712	0,0103	0,0006	0,0005	0,0001	0,128
Primary energy resources –Renewable TOTAL	MJ	0,2291	0,3948	0,0675	0,1921	0,0030	0,0003	0,887
Primary energy resources –Non-renewable Used as energy carriers	MJ	9,177	3,863	0,814	1,702	2,162	0,067	17,785
Primary energy resources –Non-renewable Used as raw materials	MJ	0,015	0,168	0,000003	0,000012	0,000015	0,000001	0,183
Primary energy resources –Non-renewable TOTAL	MJ	9,192	4,031	0,814	1,702	2,162	0,067	17,97
Land use	m²a	2,980	0,018	0,023	0,001	0,0001	0,0001	3,02
By-product	kg	0	0	4,612	0	0	0	4,612







Environmental impact in reference to the functional unit of the 1-litre bottle of Extra Virgin Classic Olive Oil and its packaging

04

Calculation of environmental performance

ENVIRONMENTAL PERFORMANCE

Monini Extra Virgin Classic Oil 0.75-litre glass bottle







PARAMETERS Environmental impacts		UPSTREAM		CORE		DOWNSTREAM		LIFE CYCLE
								
		Olive cultivation	Packaging & other materials production	Olive oil extraction	Filtration brightening and packaging	Distribution	End of life	
Unit								
GWP, fossil	kg CO ₂ eq	1,7387	0,2991	0,0592	0,1357	0,3570	0,0059	2,5955
GWP, biogenic	kg CO ₂ eq	0,0007	0,0026	0,0007	0,00004	0,00002	0,0022	0,00620
GWP, Land use and land transformation	kg CO ₂ eq	5,88E-04	3,50E-03	5,94E-05	1,30E-06	4,39E-06	7,22E-08	0,0042
TOTAL Global Warming Potential	kg CO ₂ eq	1,73996	0,30514	0,06002	0,13573	0,35700	0,00805	2,61
Ozone layer depletion	kg CFC-11 eq	4,19E-07	3,97E-08	8,36E-09	3,18E-08	7,98E-08	1,28E-09	5,80E-07
Acidification potential	mol H+ eq	0,03419	0,00113	0,00051	0,00095	0,00711	0,00004	0,04393
Freshwater eutrophication	kg P eq	0,00246	0,00006	0,00004	0,00002	0,00004	0,000004	0,00263
Marine eutrophication	kg N eq	0,01986	0,00023	0,00015	0,00031	0,00185	0,00002	0,02242
Terrestrial eutrophication	mol N eq	0,13629	0,00257	0,00163	0,00330	0,02056	0,00017	0,16452
Photochemical ozone formation	kg NMVOC eq	0,01560	0,00064	0,00042	0,00085	0,00524	0,00004	0,02281
Abiotic depletion potential – Elements	g Sb eq	9,95E-05	3,41E-06	8,37E-10	5,09E-09	9,64E-09	2,42E-10	0,000103
Abiotic depletion potential – Fossil fuels	MJ	21,55952	4,74552	0,88809	1,93398	4,84960	0,07652	34,05
Water scarcity potential	m3	18,5242	0,1417	0,1228	0,0377	-0,0008	-0,00002	18,83

Environmental impact in reference to the functional unit of the 0.75-litre bottle of Extra Virgin Classic Olive Oil and its packaging

04 Calculation of environmental performance

ENVIRONMENTAL PERFORMANCE

Monini Extra Virgin Classic Oil 0.75-litre glass bottle







PARAMETERS Use of resources	Unit	UPSTREAM		CORE		DOWNSTREAM		LIFE CYCLE
		 Olive cultivation	 Packaging & other materials production	 Olive oil extraction	 Filtration brightening and packaging	 Distribution	 End of life	
Primary energy resources –Renewable Used as energy carriers	MJ	0,4149	0,5123	0,0962	0,1919	0,0057	0,0003	1,221
Primary energy resources –Renewable Used as raw materials	MJ	0,0701	0,1211	0,0165	0,0007	0,0012	0,0001	0,210
Primary energy resources –Renewable TOTAL	MJ	0,4850	0,6334	0,1127	0,1926	0,0070	0,0004	1,431
Primary energy resources –Non-renewable Used as energy carriers	MJ	21,572	4,967	0,960	2,061	5,149	0,081	34,790
Primary energy resources –Non-renewable Used as raw materials	MJ	1,368	0,217	0,000010	0,000014	0,000033	0,000002	1,585
Primary energy resources –Non-renewable TOTAL	MJ	22,940	5,184	0,960	2,061	5,149	0,081	36,37
Land use	m²a	38,279	0,031	0,007	0,001	0,0003	0,0001	38,32
By-product	kg	0	0	4,612	0	0	0	4,612

Environmental impact in reference to the functional unit of the 0.75-litre bottle of Extra Virgin Classic Olive Oil and its packaging

04 *Calculation of environmental performance*

ENVIRONMENTAL PERFORMANCE 100% ITALIANO

Monini Extra Virgin Classic Oil 100% ITA 0.75-litre glass bottle

PARAMETERS Environmental impacts		UPSTREAM		CORE		DOWNSTREAM		LIFE CYCLE
								
		Olive cultivation	Packaging & other materials production	Olive oil extraction	Filtration brightening and packaging	Distribution	End of life	
Unit								
GWP, fossil	kg CO ₂ eq	1,4512	0,3146	0,0512	0,1192	0,3598	0,0060	2,3019
GWP, biogenic	kg CO ₂ eq	0,0002	0,0032	0,0011	0,00003	0,00002	0,0035	0,00802
GWP, Land use and land transformation	kg CO ₂ eq	2,70E-04	1,08E-03	2,38E-06	1,07E-06	4,43E-06	7,97E-08	0,0014
TOTAL Global Warming Potential	kg CO ₂ eq	1,45162	0,31881	0,05228	0,11927	0,35984	0,00949	2,31
Ozone layer depletion	kg CFC-11 eq	1,26E-07	4,14E-08	6,56E-09	2,82E-08	8,04E-08	1,30E-09	2,84E-07
Acidification potential	mol H+ eq	0,05158	0,00118	0,00048	0,00052	0,00717	0,00004	0,06097
Freshwater eutrophication	kg P eq	0,00645	0,00007	0,00001	0,00001	0,00004	0,000006	0,00659
Marine eutrophication	kg N eq	0,04153	0,00023	0,00017	0,00020	0,00187	0,00002	0,04401
Terrestrial eutrophication	mol N eq	0,22660	0,00267	0,00191	0,00210	0,02073	0,00017	0,25418
Photochemical ozone formation	kg NMVOC eq	0,00538	0,00067	0,00049	0,00055	0,00529	0,00004	0,01242
Abiotic depletion potential – Elements	g Sb eq	1,31E-05	3,57E-06	5,87E-10	4,75E-09	9,71E-09	2,48E-10	0,000017
Abiotic depletion potential – Fossil fuels	MJ	8,62710	4,97993	0,75596	1,71504	4,88822	0,07770	21,04
Water scarcity potential	m3	5,0544	0,1438	0,0299	0,0377	-0,0008	-0,00002	5,26







Environmental impact in reference to the functional unit of the 0.75-litre bottle of Extra Virgin Classic Olive Oil and its packaging

04

Calculation of environmental performance

ENVIRONMENTAL PERFORMANCE 100% ITALIANO

Monini Extra Virgin Classic Oil 100% ITA 0.75-litre glass bottle







PARAMETERS Use of resources	Unit	UPSTREAM			CORE	DOWNSTREAM		LIFE CYCLE
		 Olive cultivation	 Packaging & other materials production	 Olive oil extraction	 Filtration brightening and packaging	 Distribution	 End of life	
Primary energy resources –Renewable Used as energy carriers	MJ	0,1839	0,4648	0,0572	0,1916	0,0058	0,0003	0,904
Primary energy resources –Renewable Used as raw materials	MJ	0,0453	0,1916	0,0103	0,0007	0,0012	0,0001	0,249
Primary energy resources –Renewable TOTAL	MJ	0,2291	0,6564	0,0675	0,1923	0,0070	0,0005	1,153
Primary energy resources –Non-renewable Used as energy carriers	MJ	9,177	5,210	0,814	1,829	5,190	0,082	22,303
Primary energy resources –Non-renewable Used as raw materials	MJ	0,015	0,224	0,000003	0,000013	0,000034	0,000002	0,239
Primary energy resources –Non-renewable TOTAL	MJ	9,192	5,435	0,814	1,829	5,190	0,082	22,54
Land use	m²a	2,980	0,044	0,023	0,001	0,0003	0,0001	3,05
By-product	kg	0	0	4,612	0	0	0	4,612

Environmental impact in reference to the functional unit of the 0.75-litre bottle of Extra Virgin Classic Olive Oil and its packaging

04 Calculation of environmental performance

ENVIRONMENTAL PERFORMANCE

Monini Extra Virgin Classic Oil 0.5-litre glass bottle







PARAMETERS Environmental impacts		UPSTREAM		CORE		DOWNSTREAM		LIFE CYCLE
								
		Olive cultivation	Packaging & other materials production	Olive oil extraction	Filtration brightening and packaging	Distribution	End of life	
Unit								
GWP, fossil	kg CO ₂ eq	1,7385	0,4286	0,0592	0,1345	0,4893	0,0070	2,8571
GWP, biogenic	kg CO ₂ eq	0,0007	0,0023	0,0007	0,00004	0,00003	0,0039	0,00776
GWP, Land use and land transformation	kg CO ₂ eq	5,88E-04	3,50E-03	5,94E-05	1,29E-06	5,46E-06	9,71E-08	0,0042
TOTAL Global Warming Potential	kg CO ₂ eq	1,73983	0,43441	0,06001	0,13452	0,48930	0,01095	2,87
Ozone layer depletion	kg CFC-11 eq	4,19E-07	3,05E-08	8,36E-09	3,15E-08	1,12E-07	1,54E-09	6,02E-07
Acidification potential	mol H+ eq	0,03419	0,00092	0,00051	0,00094	0,00769	0,00004	0,04429
Freshwater eutrophication	kg P eq	0,00246	0,00005	0,00004	0,00002	0,00006	0,000006	0,00264
Marine eutrophication	kg N eq	0,01986	0,00020	0,00015	0,00030	0,00207	0,00002	0,02261
Terrestrial eutrophication	mol N eq	0,13628	0,00208	0,00163	0,00328	0,02298	0,00020	0,16644
Photochemical ozone formation	kg NMVOC eq	0,01560	0,00053	0,00042	0,00085	0,00587	0,00005	0,02333
Abiotic depletion potential – Elements	g Sb eq	9,95E-05	3,00E-06	8,37E-10	5,03E-09	1,55E-08	2,95E-10	0,000103
Abiotic depletion potential – Fossil fuels	MJ	21,55795	3,92392	0,88803	1,91666	6,74407	0,09236	35,12
Water scarcity potential	m3	18,5228	0,1202	0,1228	0,0377	-0,0012	-0,00002	18,80

Environmental impact in reference to the functional unit of the 0.5-litre bottle of Extra Virgin Classic Olive Oil and its packaging

04 Calculation of environmental performance

ENVIRONMENTAL PERFORMANCE

Monini Extra Virgin Classic Oil 0.5-litre glass bottle







PARAMETERS Use of resources	Unit	UPSTREAM			CORE	DOWNSTREAM		LIFE CYCLE
		 Olive cultivation	 Packaging & other materials production	 Olive oil extraction	 Filtration brightening and packaging	 Distribution	 End of life	
Primary energy resources –Renewable Used as energy carriers	MJ	0,4149	0,4376	0,0962	0,1918	0,0081	0,0004	1,149
Primary energy resources –Renewable Used as raw materials	MJ	0,0701	0,1027	0,0165	0,0007	0,0017	0,0002	0,192
Primary energy resources –Renewable TOTAL	MJ	0,4850	0,5403	0,1127	0,1925	0,0099	0,0006	1,341
Primary energy resources –Non-renewable Used as energy carriers	MJ	21,570	3,948	0,960	2,043	7,160	0,098	35,779
Primary energy resources –Non-renewable Used as raw materials	MJ	1,368	0,333	0,000010	0,000014	0,000048	0,000002	1,700
Primary energy resources –Non-renewable TOTAL	MJ	22,938	4,280	0,960	2,043	7,160	0,098	37,48
Land use	m²a	38,276	0,026	0,007	0,001	0,0004	0,0001	38,31
By-product	kg	0	0	4,612	0	0	0	4,612

Environmental impact in reference to the functional unit of the 0.5-litre bottle of Extra Virgin Classic Olive Oil and its packaging

04 *Calculation of environmental performance*

ENVIRONMENTAL PERFORMANCE

Monini Extra Virgin Classic Oil 100% ITA 0.5-litre glass bottle

PARAMETERS Environmental impacts		UPSTREAM		CORE		DOWNSTREAM		LIFE CYCLE
								
		Olive cultivation	Packaging & other materials production	Olive oil extraction	Filtration brightening and packaging	Distribution	End of life	
Unit								
GWP, fossil	kg CO ₂ eq	1,4511	0,4280	0,0512	0,1170	0,4888	0,0069	2,5429
GWP, biogenic	kg CO ₂ eq	0,0002	0,0020	0,0011	0,00003	0,00003	0,0017	0,00500
GWP, Land use and land transformation	kg CO ₂ eq	2,70E-04	1,04E-03	2,38E-06	1,05E-06	5,45E-06	8,35E-08	0,0013
TOTAL Global Warming Potential	kg CO ₂ eq	1,45152	0,43097	0,05227	0,11705	0,48888	0,00856	2,55
Ozone layer depletion	kg CFC-11 eq	1,26E-07	3,02E-08	6,56E-09	2,77E-08	1,11E-07	1,51E-09	3,03E-07
Acidification potential	mol H+ eq	0,05158	0,00089	0,00048	0,00051	0,00768	0,00004	0,06118
Freshwater eutrophication	kg P eq	0,00645	0,00005	0,00001	0,00001	0,00006	0,000003	0,00659
Marine eutrophication	kg N eq	0,04152	0,00017	0,00017	0,00019	0,00207	0,00002	0,04415
Terrestrial eutrophication	mol N eq	0,22659	0,00196	0,00190	0,00206	0,02296	0,00020	0,25567
Photochemical ozone formation	kg NMVOC eq	0,00538	0,00051	0,00049	0,00054	0,00587	0,00005	0,01283
Abiotic depletion potential – Elements	g Sb eq	1,31E-05	3,01E-06	5,87E-10	4,66E-09	1,55E-08	2,85E-10	0,000016
Abiotic depletion potential – Fossil fuels	MJ	8,62647	3,89539	0,75591	1,68321	6,73824	0,09043	21,79
Water scarcity potential	m3	5,0541	0,1156	0,0299	0,0377	-0,0012	-0,00003	5,24







Environmental impact in reference to the functional unit of the 0.5-litre bottle of Extra Virgin Classic Olive Oil and its packaging

04

Calculation of environmental performance

ENVIRONMENTAL PERFORMANCE 100% ITALIANO

Monini Extra Virgin Classic Oil 100% ITA 0.5-litre glass bottle

PARAMETERS Use of resources	Unit	UPSTREAM			CORE	DOWNSTREAM		LIFE CYCLE
		 Olive cultivation	 Packaging & other materials production	 Olive oil extraction	 Filtration brightening and packaging	 Distribution	 End of life	
Primary energy resources –Renewable Used as energy carriers	MJ	0,1838	0,3266	0,0572	0,1916	0,0081	0,0004	0,768
Primary energy resources –Renewable Used as raw materials	MJ	0,0453	0,0713	0,0103	0,0007	0,0017	0,0002	0,129
Primary energy resources –Renewable TOTAL	MJ	0,2291	0,3979	0,0675	0,1922	0,0099	0,0005	0,897
Primary energy resources –Non-renewable Used as energy carriers	MJ	9,177	3,910	0,814	1,795	7,154	0,096	22,946
Primary energy resources –Non-renewable Used as raw materials	MJ	0,015	0,337	0,000003	0,000013	0,000048	0,000002	0,352
Primary energy resources –Non-renewable TOTAL	MJ	9,192	4,247	0,814	1,795	7,154	0,096	23,30
Land use	m²a	2,980	0,018	0,023	0,001	0,0004	0,0001	3,02
By-product	kg	0	0	4,612	0	0	0	4,612

Environmental impact in reference to the functional unit of the 0.5-litre bottle of Extra Virgin Classic Olive Oil and its packaging

05 *Changes compared to the previous version*

CHANGES COMPARED TO THE PREVIOUS VERSION










Some improvements have been made to the LCA study of olive oil, which have led to the updating of the values of the various impact indicators analysed; for example, the extraction and emission of water has been regionalized on the basis of the countries where olive growing and oil extraction take place.

First of all, is the modification of the Ecoinvent database, updated from version 3.7.1 used previously to version 3.8; furthermore, the specific calculation of emissions from the application of fertilizers and phytosanitary products takes into account the characteristic fluctuations of cultivation operations.

Particular changes were made to the packaging data: updated primary data were collected from all suppliers of the heaviest components of the product packaging, as well as an increased refinement of the configurations shipped in the reporting year. Finally, the distribution data were supplemented with the addition of transports between the Monini factory and a warehouse outside the factory.












06 Additional Information

Monini S.p.A. CERTIFICATIONS

Site	Typology		Certifying body	Year of issue
Production unit	ORTHODOX UNION	Kosher Certification		1992
Production unit	DOP	Production and packaging DOP Umbria		1998
Production unit	ISO 9001:2015	Standard for the management of Quality Systems		1999
Production unit	REG. EU 2018/848 organic production and labelling of organic products	production and packaging of organic products		2001
Production unit	British Retail Consortium	hygienic and sanitary safety of private label food products		2004
Production unit	International Food Standard	hygienic and sanitary safety of private label food products		2006
Production unit	ISO 22000:2018	Food Safety Management Systems		2010
Monini products	EPD: Monini Extra Virgin Oil "Granfruttato"; "Classico" "Delicato"	Environmental Declaration of Product (EPD®)		2012
Monini "Bios" chain	Organic Products Certificate of Conformity IBD-Brazil	Production of raw materials and packaging of organic products		2012

06 Additional Information

Monini S.p.A. CERTIFICATIONS

Site	Typology		Certifying body	Year of issue
Production unit	HALAL	Standard: HIA-01, HAS 23201 AND MS 1500 HALAL GUIDELINES & STANDARDS		2013
Monini products	EPD: Monini Extra Virgin Oil "BIOS" "DOP Umbria"	Environmental Declaration of Product (EPD®)		2014
Production unit	JAS Organic Products Certificate of Conformity - Japan	Organic manufacturing and packaging		2016
Monini "Bios" chain	Certificate of Conformity of organic products OFDC-China	Organic manufacturing and packaging		2016
Production unit	HALAL	Standard: GSO 2055-1 – MUIS-HC-S001 Thailand		2018
Production unit	ISO 45001:2018	Occupational health and safety management systems		2018
Monini products	ISO 22005:2008	Traceability system in agri-food chains		2020
Monini products	Extra virgin Consortium Of Quality "CEQ"	Traceability system in agri-food chains Technical Product Specification "Extra Virgin Olive Oil Quality CEQ".		2020
Production unit	BRCGS Global Standard Food Safety Issue 8	Module 13 - FSMA Preventive Controls Preparedness		2021
Monini products	EPD: Monini Extra Virgin Oil "Nettare"	Environmental Declaration of Product (EPD®)		2022
Organisation	"Responsability Award"	Responsible management of corporate values		2022

06 *Additional Information*

ENVIRONMENTAL INFORMATION ADDITIONAL

The packaging used by Monini for CLASSICO Extra Virgin Olive Oil is recyclable. Furthermore, the bottles contain a percentage of recycled glass calculated from the number of bottles purchased from two Italian glassworks, divided by the format, and considering the recycled glass values declared by the two suppliers in official communications (e.g. Sustainability Report).

The final percentage of recycled glass is the sum of the counts made for the individual glassworks:

1 litre glass bottle: 57,20%

0,75 litre glass bottle: 61,98%

0,5 litre glass bottle: 61,03%

06 *Additional Information*

INFORMATION

Contacts

Monini S.p.A.

Vania Massari
e-mail: vania.massari@monini.com

Ambiente Italia Srl

Simona Canzanelli
e-mail: simona.canzanelli@ambienteitalia.it

Contract management for EPD® validation:
Bureau Veritas Italia S.p.A.

For further information

Monini S.p.A.

www.monini.com

International EPD® system

www.environdec.com

06 *Additional Information*

VERIFICATION

Product Category Rules (PCR): PCR 2010:07, CPC Division 21537: Virgin olive oil and its fractions; version 3.0.1
PCR review conducted by: The Technical Committee of the International EPD® System Chair: Adriana del Borghi, info@environdec.com
Independent third-party verification of declaration and data, in accordance with ISO 14025:2006 <input type="checkbox"/> EPD® process certification <input checked="" type="checkbox"/> EPD® verification
Third-party verifier: Bureau Veritas Italia Approved by: The Technical Committee of the International EPD® System
The procedure of data follow-up during the validity of the EPD includes the third-party verifier: <input checked="" type="checkbox"/> Yes <input type="checkbox"/> No

EPDs within the same product category but from different programmes may not be comparable, nor are EPDs within the same product category and programme but differing in packaging format.

The holder of the EPD® has exclusive ownership, obligations and responsibilities regarding the EPD® itself.

06 *Additional Information*

REFERENCES

1. ISO 14040:2006 Environmental management - Life cycle assessment - Principles and framework
2. ISO 14044:2018 Environmental management - Life cycle assessment - Requirements and guidance
3. General Programme Instructions for Environmental Product Declarations, version 3.01 of 2013-09-19
4. Gustavsson et al., The methodology of the FAO study: "Global Food Losses and Food Waste - extent, causes and prevention"- FAO, 2011 From SIK - The Swedish Institute for Food and Biotechnology, 2013
5. PCR 2010:07, CPC Division 21537: Virgin olive oil and its fractions; version 3.0.1
6. COUNCIL REGULATION (EC) No 834/2007 of 28 June 2007 on organic production and labelling of organic products and repealing Regulation (EEC) No 2092/91
7. Life cycle assessment of Monini Extra Virgin Olive Oil - LCA report; Ambiente Italia S.r.l. updated in March 2023
8. ISPRA waste report 2022 - 2021 data
9. CONAI, General programme for the prevention and management of packaging and packaging waste - Final general report 2017
10. Association of Issuing Bodies, European residual mixes 2021

More information: website: International Olive Oil Council.

Eurostat (2020 data on packaging end-of-life)

www.environdec.com