

Environmental Product Declaration



In accordance with ISO 14025 and EN 15804:2012+A2:2019 for:

Copper Press Fittings M-Profile, a-collection

from

Ahlsell AB



Programme

Programme operator

EPD registration number

Publication date

Valid until

EPD International AB

The International EPD[®] System

S-P-11007

2023-12-04


2028-12-03

An EPD should provide current information and may be updated if conditions change. The stated validity is therefore subject to the continued registration and publication at www.environdec.com



General Information

Programme information	
Programme	The International EPD® System
Address:	EPD International AB Box 210 60 SE-100 31 Stockholm Sweden
Website	www.environdec.com
E-mail	info@environdec.com

Accountabilities for PCR, LCA and independent, third-party verification	
Product Category Rules (PCR)	Product Category Rules (PCR): Construction products, 2019:14, Version 1.3.1
Life Cycle Assessment (LCA)	Carbonzero AB
Third-party verification:	<p>Independent third-party verification of the declaration and data, according to ISO 14025:2006:</p> <p><input checked="" type="checkbox"/> EPD process certification</p> <p>Vladimír Kocí, LCA Studio</p> <div style="border: 1px dashed black; padding: 5px; display: inline-block;">  </div> <p>Approved by: The International EPD® System</p>
Procedure for follow-up of data during EPD validity involves third party verifier: <input type="checkbox"/> Yes <input checked="" type="checkbox"/> No	

The EPD owner has the sole ownership, liability, and responsibility for the EPD.

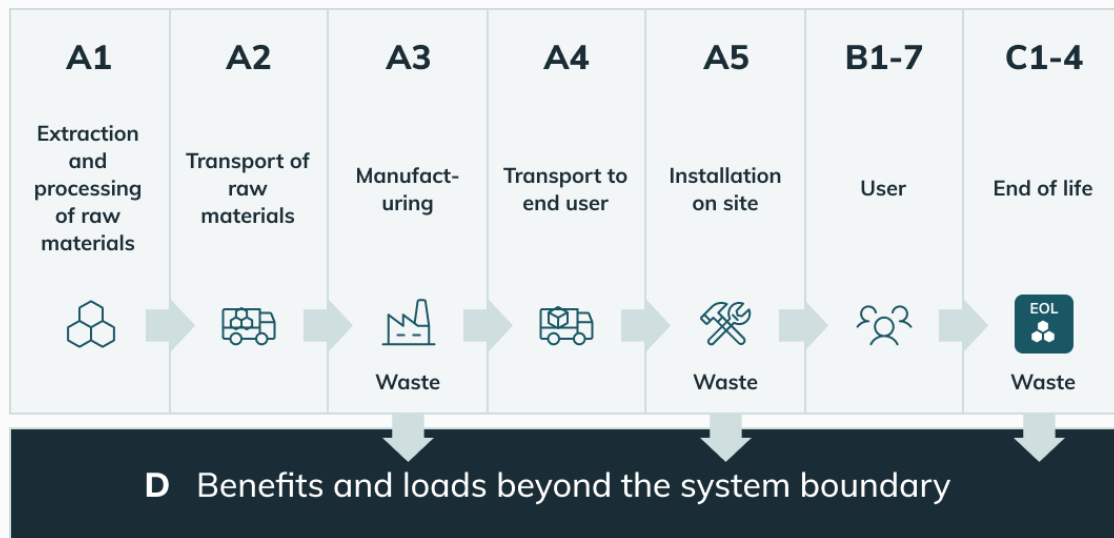
EPDs within the same product category but registered in different EPD programmes, or not compliant with EN 15804, may not be comparable. For two EPDs to be comparable, they must be based on the same PCR (including the same version number) or be based on fully-aligned PCRs or versions of PCRs; cover products with identical functions, technical performances and use (e.g. identical declared/functional units); have equivalent system boundaries and descriptions of data; apply equivalent data quality requirements, methods of data collection, and allocation methods; apply identical cut-off rules and impact assessment methods (including the same version of characterisation factors); have equivalent content declarations; and be valid at the time of comparison. For further information about comparability, see EN 15804 and ISO 14025.

Company information	
Owner of the EPD	Ahlsell AB
Contact	Andrea Wästlund
Description of the organisation	Ahlsell AB is present where people reside, work, and live their lives. Ahlsell AB is currently the Nordic region's leading community-building distributor of installation products, tools, and supplies for installation, construction, real estate management, industrial and power companies, and the public sector. With around 7,500 employees, 300 stores, e-commerce, and four central warehouses, we are working daily to achieve our vision of building a more sustainable society.
Product-related or management system-related certifications:	ISO 9001 & ISO 14001
Name and location of production site(s):	Name of plant: Manufacturing plant Location: Sweden

Product information	
Product name(s)	42 CAP CU M A-PRESS
Product description:	Press fittings A-press M profile. The press pipe parts are made of copper and dezincification-resistant brass CW511L which meets the Housing Authority's requirements for lead leakage. O-ring with leak indication approved according to SP method 5060 which is based on the German test method DVGW W534.
RSL	50 years
UN CPC code	41516 - Tubes, pipes and tube or pipe fittings, of copper

LCA information	
Functional unit / declared unit	1 kg of Copper Press Fittings M-Profile
Time representativeness	Data obtained refer to the year 2022
System Boundary	The system boundaries are set to be "cradle-to-gate" with modules A4, C1-C4, and D for end-of-life.
Database(s) and LCA software used	Eando X version 1.01

System diagram



A1	Raw material supply	This module considers the extraction and processing of all raw materials, energy, and transportation which occur upstream to the studied manufacturing process, including packaging material.
A2	Transport to the manufacturer	The raw materials are transported to the manufacturing site.
A3	Manufacturing	This module includes all resources used to produce and waste produced. This also includes additives and packaging material.
A4	Transport	Transportation from the manufacturing site to distribution centre and then from the distribution centre to the building site is included.
	Transport Scenario	Truck: 200km
A5	Construction installation	This stage is not declared.
B1-B7	Use stage	This stage is not declared.
C1	Deconstruction/Demolition	This stage includes the de-construction and/or demolition of the building. This is not relevant as the product included in this study is not used in the construction process.
C2	Transport	This stage represents the transport distance to the waste processing facility.
C3	Waste processing	This stage includes any waste treatment needed.
	EOL Scenario	Landfill 9.78%. Incineration 2.16%. Recycling 88.04%.
C4	Final disposal	This includes any material that is landfilled.
D	Benefits	Emission credits obtained from energy recovery and/or recycling materials

Modules declared, geographical scope, share of specific data (in GWP-GHG results) and data variation (in GWP-GHG results):

	Product stage			Assembly stage		Use stage							End of life stage				Benefits & loads beyond system boundary
	Raw Materials	Transport	Manufacturing	Transport	Assembly	Use	Maintenance	Repair	Replacement	Refurbishment	Operational energy use	Operational water use	De-construction demolition	Transport	Waste processing	Disposal	
	A1	A2	A3	A4	A5	B1	B2	B3	B4	B5	B6	B7	C1	C2	C3	C4	D
Declared	X	X	X	X	ND	ND	ND	ND	ND	ND	ND	ND	X	X	X	X	X
Geography	CN	GL	SE	SE	-	-	-	-	-	-	-	-	SE	SE	SE	SE	SE
Specific data used	Factory supplied specific data for A1 - A3			-	-	-	-	-	-	-	-	-	-	-	-	-	-
Variation-Products	Averaged			-	-	-	-	-	-	-	-	-	-	-	-	-	-
Variation-Sites	0 %			-	-	-	-	-	-	-	-	-	-	-	-	-	-

Content Information

Product Components	Weight, kg	Post-consumer material, weight-%	Biogenic material, weight-% and kg C/kg
Rubber	0.021	0.000	0.000
Plastic	0.000	0.000	0.000
Metal	0.978	54.660	0.000
Total	1.000	53.480	0.000

Packaging Materials	Weight, kg	Weight-% (versus the product)	Weight biogenic carbon, kg C/kg
Polyethylene (PE)	0.003	0.300	0.000
Carton	0.020	2.000	0.009
EU pallet normal	0.006	0.625	0.003
Total	0.029	2.925	0.011

Dangerous substances from the candidate list of SVHC for Authorisation	EC No.	CAS No.	Weight-% per functional or declared unit

At the date of issue of this declaration, there is no "Substance of Very High Concern" (SVHC) in concentration above 0.1% by weight, and neither does the packaging, following the European REACH regulation (Registration, Evaluation, Authorization and Restriction of Chemicals)

Environmental Information

Potential environmental impact – indicators according to EN 15804+A2

Results per functional unit: 1 kg								
Indicator	Unit	A1 - A3	A4	C1	C2	C3	C4	D
GWP-total	kg CO2 eq	5.47e+0	1.78e-2	0.00e+0	3.57e-3	5.43e-2	4.52e-3	-3.61e+0
GWP-fossil	kg CO2 eq	5.48e+0	1.71e-2	0.00e+0	3.42e-3	4.26e-2	4.58e-3	-3.61e+0
GWP-biogenic	kg CO2 eq	-1.25e-2	7.30e-4	0.00e+0	1.46e-4	1.17e-2	-5.66e-5	1.70e-2
GWP-luluc	kg CO2 eq	1.46e-2	4.72e-7	0.00e+0	9.44e-8	3.21e-6	4.65e-6	-1.13e-2
ODP	kg CFC-11 eq	4.48e-10	1.03e-15	0.00e+0	2.06e-16	3.00e-14	7.54e-15	-7.81e-11
AP	mole H+ eq	7.53e-2	1.47e-4	0.00e+0	2.94e-5	9.44e-6	1.47e-5	-5.78e-2
EP-freshwater	kg P eq	4.62e-5	2.20e-9	0.00e+0	4.40e-10	8.81e-9	4.14e-9	-3.61e-5
EP-marine	kg N eq	4.92e-3	7.32e-5	0.00e+0	1.46e-5	3.06e-6	3.69e-6	-3.24e-3
EP-terrestrial	mole N eq	5.17e-2	8.02e-4	0.00e+0	1.60e-4	4.06e-5	4.05e-5	-3.38e-2
POCP	kg NMVOC eq	1.66e-2	1.38e-4	0.00e+0	2.76e-5	8.70e-6	1.15e-5	-1.13e-2
ADP-minerals & metals	kg Sb eq	3.17e-3	1.14e-10	0.00e+0	2.28e-11	2.64e-10	1.25e-10	-2.57e-3
ADP-fossil	MJ	5.94e+1	2.46e-1	0.00e+0	4.92e-2	6.69e-2	6.84e-2	-3.88e+1
WDP	m3	3.00e+0	7.70e-5	0.00e+0	1.54e-5	4.23e-3	-6.21e-5	-2.15e+0
Acronyms	<p>GWP-fossil = Global Warming Potential fossil fuels; GWP-biogenic = Global Warming Potential biogenic; GWP-luluc = Global Warming Potential land use and land use change; ODP = Depletion potential of the stratospheric ozone layer; AP = Acidification potential, Accumulated Exceedance; EP-freshwater = Eutrophication potential, fraction of nutrients reaching freshwater end compartment; EP-marine = Eutrophication potential, fraction of nutrients reaching marine end compartment; EP-terrestrial = Eutrophication potential, Accumulated Exceedance; POCP = Formation potential of tropospheric ozone; ADP-minerals&metals = Abiotic depletion potential for non-fossil resources; ADP-fossil = Abiotic depletion for fossil resources potential; WDP = Water (user) deprivation potential, deprivation-weighted water consumption</p>							

** Disclaimer: The results of this environmental impact indicator shall be used with care as the uncertainties of these results are high or as there is limited experience with the indicator*

Use of resources

Results per functional unit: 1 kg								
Indicator	Unit	A1 - A3	A4	C1	C2	C3	C4	D
PERE	MJ	1.62e+1	1.35e-3	0.00e+0	2.70e-4	1.57e-2	6.14e-3	-1.07e+1
PERM	MJ	0.00e+0	0.00e+0	0.00e+0	0.00e+0	0.00e+0	0.00e+0	0.00e+0
PERT	MJ	1.62e+1	1.35e-3	0.00e+0	2.70e-4	1.57e-2	6.14e-3	-1.07e+1
PENRE	MJ	5.93e+1	2.46e-1	0.00e+0	4.92e-2	6.69e-2	6.84e-2	-3.87e+1
PENRM	MJ	6.73e-3	0.00e+0	0.00e+0	0.00e+0	0.00e+0	0.00e+0	-5.45e-3
PENRT	MJ	5.94e+1	2.46e-1	0.00e+0	4.92e-2	6.69e-2	6.84e-2	-3.88e+1
SM	kg	0.00e+0	0.00e+0	0.00e+0	0.00e+0	0.00e+0	0.00e+0	0.00e+0
RSF	MJ	5.78e-2	0.00e+0	0.00e+0	0.00e+0	0.00e+0	0.00e+0	-4.68e-2
NRSF	MJ	0.00e+0	0.00e+0	0.00e+0	0.00e+0	0.00e+0	0.00e+0	0.00e+0
FW	m3	5.47e-2	2.06e-6	0.00e+0	4.12e-7	1.06e-4	7.70e-7	-3.76e-2
Acronyms	PERE = Use of renewable primary energy excluding renewable primary energy resources used as raw materials; PERM = Use of renewable primary energy resources used as raw materials; PERT = Total use of renewable primary energy resources; PENRE = Use of non-renewable primary energy excluding non-renewable primary energy resources used as raw materials; PENRM = Use of non-renewable primary energy resources used as raw materials; PENRT = Total use of non-renewable primary energy re-sources; SM = Use of secondary material; RSF = Use of renewable secondary fuels; NRSF = Use of non-renewable secondary fuels; FW = Use of net fresh water							

* This indicator accounts for all greenhouse gases except biogenic carbon dioxide uptake and emissions and biogenic carbon stored in the product. As such, the indicator is identical to GWP-total except that the CF for biogenic CO2 is set to zero.

Additional voluntary indicators

Results per functional unit: 1 kg								
Indicator	Unit	A1 - A3	A4	C1	C2	C3	C4	D
GWP-GHG	kg CO2 eq	5.42e+0	1.75e-2	0.00e+0	3.51e-3	4.26e-2	4.42e-3	-3.55e+0
EP	kg PO4 eq	1.24e-4	0.00e+0	0.00e+0	0.00e+0	1.35e-6	1.30e-6	-1.01e-4
Acronyms	GWP-GHG global warming potential - greenhouse gases; EP eutrophication potential							

Additional voluntary indicators

This indicator supports comparability with EPDs based on the previous version of EN 15804 (EN 15804:2012+A1:2013).

Waste and output flows

Results per functional unit: 1 kg								
Indicator	Unit	A1 - A3	A4	C1	C2	C3	C4	D
HWD	kg	1.57e-9	6.12e-14	0.00e+0	1.22e-14	2.31e-13	5.65e-12	-1.65e-9
NHWD	kg	1.70e+0	9.34e-6	0.00e+0	1.87e-6	1.79e-2	9.78e-2	-1.37e+0
RWD	kg	5.00e-4	8.88e-8	0.00e+0	1.78e-8	1.86e-6	7.95e-7	-2.21e-4
Acronyms	HW Hazardous waste disposed; NHW Non-hazardous waste disposed; RW Radioactive waste disposed							

Output flows

Results per functional unit: 1 kg								
Indicator	Unit	A1 - A3	A4	C1	C2	C3	C4	D
CRU	kg	5.78e-2	0.00e+0	0.00e+0	0.00e+0	0.00e+0	0.00e+0	-4.68e-2
MFR	kg	0.00e+0	0.00e+0	0.00e+0	0.00e+0	0.00e+0	0.00e+0	0.00e+0
MER	kg	0.00e+0	0.00e+0	0.00e+0	0.00e+0	0.00e+0	0.00e+0	0.00e+0
EEE	MJ	0.00e+0	0.00e+0	0.00e+0	0.00e+0	5.75e-2	0.00e+0	0.00e+0
EET	MJ	0.00e+0	0.00e+0	0.00e+0	0.00e+0	1.04e-1	0.00e+0	0.00e+0
Acronyms	CRU Components for reuse; MFR Materials for recycling; MER Materials for energy recovery; EEE Exported electric energy; ETE Exported thermal energy							

Product Table

Name	Weight, kg	Unit
35 COUPLING CUM A-PRESS	0.098	pc
12 O-RING CU LBP EPDM BLACK A-PRESS	0.000	pc
12 COUPLING CUM A-PRESS	0.023	pc
54 COUPLING CUM A-PRESS	0.214	pc
18 COUPLING CUM A-PRESS	0.038	pc
28 COUPLING CUM A-PRESS	0.067	pc
42 COUPLING CUM A-PRESS	0.137	pc
15 COUPLING CUM A-PRESS	0.034	pc
18 TEE CUM A-PRESS	0.087	pc
22 COUPLING CUM A-PRESS	0.051	pc
42 CAP CUM A-PRESS	0.092	pc
15 CAP CUM A-PRESS	0.018	pc
12 TEE CUM A-PRESS	0.060	pc
28 CAP CUM A-PRESS	0.042	pc
22 CAP CUM A-PRESS	0.029	pc
15 TEE CUM A-PRESS	0.072	pc
18 CAP CUM A-PRESS	0.022	pc
15X12X12 TEE CUM A-PRESS	0.071	pc
35 CAP CUM A-PRESS	0.067	pc
22 TEE CUM A-PRESS	0.122	pc

Name	Weight, kg	Unit
28 TEE CUM A-PRESS	0.167	pc
18X15 TEE CUM A-PRESS	0.089	pc
54 TEE CUM A-PRESS	0.510	pc
35 TEE CUM A-PRESS	0.236	pc
42 TEE CUM A-PRESS	0.339	pc
22x18 TEE CUM A-PRESS	0.111	pc
22x15 TEE CUM A-PRESS	0.114	pc
28x15 TEE CUM A-PRESS	0.146	pc
18X12 TEE CUM A-PRESS	0.085	pc
15X12 TEE CUM A-PRESS	0.071	pc
42X28 TEE CUM A-PRESS	0.295	pc
28x18 TEE CUM A-PRESS	0.150	pc
28X15X22 TEE CUM A-PRESS	0.144	pc
22X28 TEE CUM A-PRESS	0.137	pc
22x18x18 T-PIECE CUM A-PRESS	0.114	pc
12X15 TEE CUM A-PRESS	0.068	pc
22x22x18 T-PIECE CUM A-PRESS	0.121	pc
35X22X28 TEE CUM A-PRESS	0.205	pc
22x18x15 T-PIECE CUM A-PRESS	0.112	pc
18x18x15 TEE CUM A-PRESS	0.100	pc

Product Table

Name	Weight, kg	Unit
28x22X22 TEE CUM A-PRESS	0.157	pc
54X28 TEE CUM A-PRESS	0.403	pc
15x22 TEE CUM A-PRESS	0.100	pc
22X15X15 TEE CUM A-PRESS	0.112	pc
18X15X15 TEE CUM A-PRESS	0.092	pc
22x22x15 TEE CUM A-PRESS	0.122	pc
15x15X12 TEE CUM A-PRESS	0.073	pc
35X28X28 TEE CUM A-PRESS	0.228	pc
28X22 TEE CUM A-PRESS	0.158	pc
22X12 TEE CUM A-PRESS	0.103	pc
28x28X15 TEE CUM A-PRESS	0.166	pc
42x35 TEE CU V A-PRESS	0.310	pc
42X42X35 TEE CUM A-PRESS	0.355	pc
54x35 TEE CUM A-PRESS	0.412	pc
54X54X28 TEE CUM A-PRESS	0.511	pc
35x22 TEE CUM A-PRESS	0.189	pc
28x28X22 TEE CUM A-PRESS	0.170	pc
35x28 TEE CUM A-PRESS	0.222	pc
35x15 TEE CUM A-PRESS	0.168	pc
42x22 TEE CU V A-PRESS	0.256	pc

Name	Weight, kg	Unit
54x42 TEE CUM A-PRESS	0.475	pc
22x15x18 A-PRESS TEE TYPE M	0.112	pc
28 ELBOW 90° CUM A-PRESS	0.175	pc
A-PRESS COPPER M PRESS COUPLING. 35x18x35mm	0.032	pc
15 ELBOW 90° CUM A-PRESS	0.056	pc
12 ELBOW 90° CUM A-PRESS	0.046	pc
18 ELBOW 90° CUM A-PRESS	0.075	pc
42x15x42 A-PRESS TEE TYPE M	0.253	pc
22 ELBOW 90° CUM A-PRESS	0.122	pc
54X54X42 T-PIECE CUM A-PRESS	0.539	pc
35 ELBOW 90° W. PLAIN END CUM A-PRESS	0.245	pc
15 ELBOW 90° W. PLAIN END CUM A-PRESS	0.057	pc
42 ELBOW 90° W. PLAIN END CUM A-PRESS	0.420	pc
18 ELBOW 90° W. PLAIN END CUM A-PRESS	0.077	pc
12 ELBOW 90° W. PLAIN END CUM A-PRESS	0.045	pc
42 ELBOW 90° CUM A-PRESS	0.408	pc
54 ELBOW 90° CUM A-PRESS	0.030	pc
28 ELBOW 90° W. PLAIN END CUM A-PRESS	0.177	pc
22 ELBOW 90° W. PLAIN END CUM A-PRESS	0.122	pc
35 ELBOW 90° CUM A-PRESS	0.244	pc

Product Table

Name	Weight, kg	Unit
42 ELBOW 45° CUM A-PRESS	0.304	pc
28 ELBOW 45° CUM A-PRESS	0.128	pc
54 ELBOW 90° W. PLAIN END CUM A-PRESS	0.026	pc
15 ELBOW 45° CUM A-PRESS	0.044	pc
18 ELBOW 45° CUM A-PRESS	0.062	pc
35 ELBOW 45° CUM A-PRESS	0.185	pc
12 ELBOW 45° CUM A-PRESS	0.036	pc
22 ELBOW 45° CUM A-PRESS	0.095	pc
54 ELBOW 45° CUM A-PRESS	0.025	pc
12 ELBOW 45° W. PLAIN END CUM A-PRESS	0.036	pc
88.9 A-PRESS CU ELBOW 90GR 1M M-PROFILE	0.826	pc
28 ELBOW 45° W. PLAIN END CUM A-PRESS	0.132	pc
35 ELBOW 45° W. PLAIN END CUM A-PRESS	0.188	pc
22 ELBOW 45° W. PLAIN END CUM A-PRESS	0.096	pc
76.1 A-PRESS CU ELBOW 45GR 1M M-PROFILE	1.235	pc
76.1 A-PRESS CU ELBOW 90GR 1M M-PROFILE	1.725	pc
42 ELBOW 45° W. PLAIN END CUM A-PRESS	0.307	pc
54 ELBOW 45° W. PLAIN END CUM A-PRESS	1.119	pc
15 ELBOW 45° W. PLAIN END CUM A-PRESS	0.045	pc
18 ELBOW 45° W. PLAIN END CUM A-PRESS	0.063	pc

Name	Weight, kg	Unit
28 SLIP COUPLING CUM A-PRESS	0.154	pc
22 SLIP COUPLING CUM A-PRESS	0.120	pc
88.9 A-PRESS CU REPAIR COUP 2M M-PROFILE	0.059	pc
15 SLIP COUPLING CUM A-PRESS	0.069	pc
108 A-PRESS CU ELBOW 90GR 1M M-PROFILE	1.102	pc
76.1 A-PRESS CU REPAIR COUP 2M M-PROFILE	1.683	pc
88.9 A-PRESS CU ELBOW 45GR 1M M-PROFILE	2.004	pc
35 SLIP COUPLING CUM A-PRESS	0.226	pc
108 A-PRESS CU ELBOW 45GR 1M M-PROFILE	2.635	pc
18 SLIP COUPLING CUM A-PRESS	0.087	pc
54 SLIP COUPLING CUM A-PRESS	0.000	pc
22 O-RING CU LBP EPDM BLACK A-PRESS	0.001	pc
35 O-RING CU LBP EPDM BLACK A-PRESS	0.002	pc
54 O-RING CU LBP EPDM BLACK A-PRESS	0.025	pc
42 SLIP COUPLING CUM A-PRESS	0.357	pc
15x12 RED. WITH PLAIN END CUM A-PRESS	0.029	pc
42 O-RING CU LBP EPDM BLACK A-PRESS	0.003	pc
28 O-RING CU LBP EPDM BLACK A-PRESS	0.001	pc
18 O-RING CU LBP EPDM BLACK A-PRESS	0.001	pc
15 O-RING CU LBP EPDM BLACK A-PRESS	0.000	pc

Product Table

Name	Weight, kg	Unit
18x12 RED. WITH PLAIN END CUM A-PRESS	0.032	pc
18x15 RED. WITH PLAIN END CUM A-PRESS	0.039	pc
22x15 RED. WITH PLAIN END CUM A-PRESS	0.041	pc
28x15 RED. WITH PLAIN END CUM A-PRESS	0.049	pc
42x35 RED. WITH PLAIN END CUM A-PRESS	0.168	pc
28x22 RED. WITH PLAIN END CUM A-PRESS	0.084	pc
35x28 RED. WITH PLAIN END CUM A-PRESS	0.102	pc
22x18 RED. WITH PLAIN END CUM A-PRESS	0.051	pc
28x18 RED. WITH PLAIN END CUM A-PRESS	0.055	pc
42x22 RED. WITH PLAIN END CUM A-PRESS	0.117	pc
28x22 REDUCER CUM A-PRESS	0.092	pc
22x18 REDUCER CUM A-PRESS	0.062	pc
54x42 REDUCER CUM A-PRESS	0.039	pc
15x12 REDUCER CUM A-PRESS	0.033	pc
54x35 RED. WITH PLAIN END CUM A-PRESS	0.176	pc
18x15 REDUCER CUM A-PRESS	0.047	pc
54x42 RED. WITH PLAIN END CUM A-PRESS	0.030	pc
42x35 REDUCER CUM A-PRESS	0.194	pc
16x15 REDUCER CUM A-PRESS	0.036	pc
35x28 REDUCER CUM A-PRESS	0.134	pc

Name	Weight, kg	Unit
108 ELBOW 90° CUM A-PRESS	0.834	pc
12 SLIP COUPLING CUM A-PRESS	0.013	pc
22x15 REDUCER CUM A-PRESS	0.564	pc
76.1 ELBOW 90° CUM A-PRESS	1.242	pc
108 COUPLING CUM A-PRESS	1.112	pc
88.9 ELBOW 90° CUM A-PRESS	2.722	pc
88.9 COUPLING CUM A-PRESS	1.394	pc
12 CAP CUM A-PRESS	0.045	pc
76.1 ELBOW 90° CUM A-PRESS	1.768	pc
76.1 COUPLING CUM A-PRESS	0.912	pc
108 TEE CUM A-PRESS	1.262	pc
108X54X108 TEE CUM A-PRESS	3.308	pc
88.9X76.1X88.9 TEE CUM A-PRESS	2.556	pc
108 ELBOW 45° CUM A-PRESS	1.463	pc
76.1x54 TEE CUM A-PRESS	1.823	pc
88.9 ELBOW 45° CUM A-PRESS	2.028	pc
76.1 TEE CUM A-PRESS	2.441	pc
88.9X54X88.9 TEE CUM A-PRESS	2.386	pc
88.9 TEE CUM A-PRESS	3.348	pc
108x76.1 TEE CUM A-PRESS	0.382	pc

Product Table

Name	Weight, kg	Unit
108 CAP CUM A-PRESS	0.404	pc
108x88.9 RED. WITH PLAIN END CUM. A-PRESS	0.067	pc
15 PIPE BRIDGE CUM. A-PRESS TYP M	0.051	pc
108x76.1 RED. WITH PLAIN END CUM. A-PRESS	1.037	pc
88.9 CAP CUM A-PRESS	0.913	pc
88.9x76.1 RED. WITH PLAIN END CUM. A-PRESS	0.803	pc
108x54 RED. WITH PLAIN END CUM. A-PRESS	0.893	pc
76.1x54 RED. WITH PLAIN END CUM. A-PRESS	0.548	pc
76.1 CAP CUM A-PRESS	0.617	pc
88.9x54 RED. WITH PLAIN END CUM. A-PRESS	0.644	pc
GASKET TEFLON F. UNION. K.R25 A-COLLECTION M&V COPPER PRESS	0.002	pc
GASKET TEFLON F. UNION. K.R20 A-COLLECTION M&V COPPER PRESS	0.001	pc
GASKET TEFLON F. UNION. K.R50 A-COLLECTION M&V COPPER PRESS	0.001	pc
GASKET NBR F. UNION KOPPL. R15 A-COLLECTION M&V COPPER PRESS	0.001	pc
12 PIPE BRIDGE CUM. A-PRESS TYP M	0.000	pc
GASKET TEFLON F. UNION. K.R32 A-COLLECTION M&V COPPER PRESS	0.002	pc
GASKET NBR F. UNION KOPPL. R20 A-COLLECTION M&V COPPER PRESS	0.002	pc
GASKET TEFLON F. UNION. K.R15 A-COLLECTION M&V COPPER PRESS	0.001	pc
GASKET NBR F. UNION KOPPL. R25 A-COLLECTION M&V COPPER PRESS	0.003	pc
GASKET TEFLON F. UNION. K.R40 A-COLLECTION M&V COPPER PRESS	0.003	pc

Name	Weight, kg	Unit
GASKET NBR F. UNION KOPPL. R32 A-COLLECTION M&V COPPER PRESS	0.004	pc
28 O-RING CU LBP FPM VITON GREEN. A-PRESS	0.001	pc
GASKET NBR F. UNION KOPPL. R50 A-COLLECTION M&V COPPER PRESS	0.000	pc
15 O-RING CU LBP FPM VITON GREEN. A-PRESS	0.000	pc
35 O-RING CU LBP FPM VITON GREEN. A-PRESS	0.002	pc
GASKET NBR F. UNION KOPPL. R40 A-COLLECTION M&V COPPER PRESS	0.005	pc
12 O-RING CU LBP FPM VITON GREEN. A-PRESS	0.000	pc
18 O-RING CU LBP FPM VITON GREEN. A-PRESS	0.001	pc
22 O-RING CU LBP FPM VITON GREEN. A-PRESS	0.001	pc
42 A-PRESS CU O-RING VITON	0.003	pc
42x28 A-PRESS CU FÖRMINSKN	0.151	pc
54 A-PRESS CU HUV	0.081	pc
35x22 A-PRESS CU FÖRMINSKN	0.108	pc
54 A-PRESS CU O-RING VITON	0.076	pc

Additional information

The estimated impact results are only relative statements, which do not indicate the endpoints of the impact categories, exceeding threshold values, safety margins, and/or risks. It is advised not to use the results of modules A1-A3 (A1-A5 for services) without considering the results of module C.

The end-of-life reflects the Swedish market, where 1 % of ferrous metallic waste is landfilled, and 99 % recycled, a wastage of 10 % is considered during the recycling process. The other materials' EoL scenarios are as per SCB data for 2020. For the credit for recovered material (module D), EU datasets were used.

Data quality: All datasets used came from reputable databases Sphera Managed LCA Content (MLC) (fka GaBi database) and Ecoinvent, with good technological representativeness. Therefore, it could be considered good.





Allocation: No co-product allocation has been applied since no co-products are generated, and therefore allocation has not been relevant.

Cut-off Criteria: The general rules for the exclusion of inputs and outputs follow the requirements in EN15804+A2.

References

EN 15804:2012+A2	Sustainability of construction works – Environmental product declaration – Core rules for the product category of construction products
EPD International (2021)	General Programme Instructions of the International EPD [®] System, version 4.0
PCR 2019:14	PCR 2019:14. v1.3.1. Construction products (EN 15804: A2)
SCB (2023)	https://www.statistikdatabasen.scb.se/pxweb/en/ssd/START_MI_MI0305/MI0305T003/table/tableViewLayout1/
ISO 14025:2006	International Standard ISO 14025 – Environmental labels and declarations – Type III environmental declarations – Principles and procedures
ISO 14040:2006	International Standard ISO 14040: Environmental Management – Life cycle assessment – Principles and framework. Second edition 2006-07-01.
ISO 14044:2006	International Standard ISO 14044: Environmental Management – Life cycle assessment – Requirements and Guidelines.

Contact Info

EPD owner:	 <p>Ahlsell AB Email: andrea.wastlund@ahlsell.se Telephone: +46 8 685 70 00 Adress: SE-117 98 Stockholm, Sweden</p>
LCA author:	 <p>Carbonzero AB Email: info@eando.se Telephone: +46 4 317 07 07 Adress: SE-262 32 Ängelholm, Sweden</p>
Third party verifier:	 <p>Vladimír Kocí Email: vladimir.koci@lcastudio.cz Telephone: +420 608 055 972 Adress: LCA Studio, Šárecká 1962/5, 160 00 Praha 6</p>
Program operator:	 <p>EPD International AB Email: info@environdec.com Telephone: +46 (0)73 311 30 20 Adress: SE-11427 Stockholm, Sweden</p>