



Environmental Product Declaration



In accordance with ISO 14025 and Product Category Rules for Absorbent Hygiene Products

TENA Comfort



Date of publication:	2015-05-04
Valid until:	2025-10-11
PCR reference:	CPC division 32193 Absorbent Hygiene Products PCR 2011:14 V. 3.01
Registration number:	S-P-00639
Revision date:	2024-03-15
Version:	9
Programme:	International EPD® System
Programme operator:	EPD International AB

Essity is a leading global hygiene and health company

Essity is a global, leading hygiene and health company. We are dedicated to improving well-being through our products and services.

Sales are conducted in approximately 150 countries under the leading global brands TENA and Tork, and other strong brands, such as Actimove, JOBST, Knix, Leukoplast, Libero, Libresse, Lotus, Modibodi, Nosotras, Saba, Tempo, TOM Organic, Vinda and Zewa.

Essity has about 48,000 employees. Net sales in 2022 amounted to approximately SEK 156bn (EUR 15bn).

The company's headquarters is located in Stockholm, Sweden, and Essity is listed on Nasdaq Stockholm. Essity breaks barriers to well-being and contributes to a healthy, sustainable and circular society. More information at www.essity.com.

TENA is a part of Essity

Through our TENA brand, we offer a broad range of incontinence products and services. The clear purpose of this offering is to care for people, improve their quality of life, and help them live with dignity and confidence.

For our institutional customers, such as nursing homes, it also means reducing costs while increasing efficiency and quality of care. This is done through a combination of high-quality products and qualified advisory services that simplify handling procedures for care providers.

Since incontinence is often surrounded by a social taboo, enhancing quality of life also means promoting an open dialogue to break down the stigma. So, in addition to providing products that improve health and hygiene, we're working hard to raise awareness, provide training and global forums, and drive high-level dialogues around the world.

At TENA we're continually innovating new products that are increasingly discrete, comfortable, effective, and easy to use, while also reducing our carbon footprint. To make a better mark – For a more positive impact on society and the planet.



TENA assortment

TENA Female Liners & Pads	A drier, safer, and more comfortable product than ordinary menstrual towels. The liners and pads give triple protection against leaks, odour, and moisture. The products are body shaped for comfort, protection, and discretion.
TENA Men	TENA Men are discreet and safe protection for men who experience urine leakage. Specially developed for men who want discretion and to continue to live an active life.
TENA Pants & Underwear	Close body fit for security and confidence. High performance products that Absorbent disposable pant for users experiencing incontinence. High performance products, that are as easy to put on/take off as underwear. Stretchy, soft and textile-like materials offer users a body-close fit for healthy skin, high leakage security, confidence, and comfort during use. The products are available in a range of sizes and absorbency levels and as unisex or gender specific products and are suitable for all types of incontinence. Dermatologically tested and/or Dermatologically Approved by Skin Health Alliance.
TENA Flex	A belted product with elastic belt for easy & ergonomic changes for the carer and high security for the user. TENA Flex provides ease of use and best fit; adjusts to different body shapes, securing comfortable fit, skin health and superior leakage security. The products are available in a range of sizes and absorbency levels and are suitable for all types of incontinence. Dermatologically tested and/or Dermatologically Approved by Skin Health Alliance.
TENA Comfort TENA Rectangular	All-in-one incontinence products designed to provide protection for healthy skin and high leakage security. The products are available in a broad range of sizes and absorbency levels ensuring a comfortable adjustable fit and are suitable for all types of incontinence. Dermatologically tested and/or Dermatologically Approved by Skin Health Alliance.
TENA Slip	All-in-one incontinence products designed to provide protection for healthy skin and high leakage security. The products are available in a range of sizes and absorbency levels and are suitable for all types of incontinence. Dermatologically tested and/or Dermatologically Approved by Skin Health Alliance.
TENA Fix	A seamless, washable and reusable fixation pant supporting leakage security. Ensures that TENA Comfort and TENA Rectangular pads stay securely in place. Soft and elastic material provides comfort. Can be washed several times without losing shape.
TENA Bed	Provides protection for beds and chairs against accidental urine loss and during hygiene procedures. Dermatologically tested so it is gentle to the skin. Available in a range of sizes and absorbency levels.

Baby diaper assortment

Libero assortment	The Libero assortment fulfils the demands for premium-brand baby diaper and the diapers have an absorption capacity/function that cover different steps of the baby's diaper needs. The diapers consist of an absorbent core, anti-leakage barrier, fastening system, and a back sheet. The assortment is uni-sex.
DryKids	DryKids assortment of breathable diapers for children quickly absorb urine and help to keep the child's skin dry and healthy.

This environmental declaration covers the following products		Article number	Dimension (mm)	Weight $\pm 5\%$ (g)
1	TENA Comfort Normal / Original Normal	752742	530 x 291	45
		759007*		
		212742^		
		759000*^		
2	TENA Comfort Plus Compact	752744*	530 x 291	57
3	TENA Comfort Plus / Original Plus	752846	640 x 360	68
		752859		
		759005*		
		759008*		
		211472^		
		212846^		
4	TENA Comfort Extra / Original Extra	212850^	640 x 360	76
		753040		
		759009*		
		211473^		
		212940^		
5	TENA Comfort Super / Original Super	759002*^	640 x 360	84
		758136		
		759010*		
		759003*^		
		211474^		
		218036^		

* Article approved according the Nordic Ecolabel License 3023 0023
 ^ Article no longer produced



This environmental declaration covers the following products		Article number	Dimension (mm)	Weight $\pm 5\%$ (g)
6	TENA Comfort Maxi	758006 758007 211518^ 211522^	640 x 360	104
7	TENA Comfort Maxi / Original Maxi	759128 759012* 211475^ 219028^ 759004*^	670 x 400	107
8	TENA Comfort Ultima	759011* 759006*^ 759205^	670 x 400	113

* Article approved according the Nordic Ecolabel License 3023 0023

^ Article no longer produced



The way we work

We assess the environmental impact of our products using a full life cycle approach, beginning with product design, through manufacturing, transport, use, and disposal.


RESPONSIBLE SOURCING involves seeking high-quality raw materials that are safe from both a social and environmental perspective. The company's suppliers adhere to strict demands in Essity's Global Supplier Standard



RESOURCE EFFICIENT PRODUCTION is efficient use of resources, and the continuous reduction of energy and waste. Essity's objective is to develop products and services for a sustainable and circular society. The TENA production units are working with the management systems ISO 13485, ISO 14001 and ISO 18001.



SUSTAINABLE SOLUTIONS are safe and with the ambition to be environmentally sound innovations for hygiene products and services, based on customer and consumer insights, enabling us to meet their needs in daily life.



Life cycle management of Essity products

The information presented in an environmental product declaration is obtained from a Life Cycle Assessment (LCA), which is a study of the potential environmental impact of a product throughout its life cycle, including production of raw materials and products, use of the product, after use processes, and transports.



Environmental achievements

The following carbon footprint reductions for different TENA product groups have been achieved during the years 2008 to 2022 by working in a structured way to continually improve performance and efficiency.

Product	Carbon footprint reduction (g CO ₂ -eq/product)
TENA Flex	- 22 %
TENA Pads & Liners	- 43 %
TENA Men	- 26 %
TENA Pants & Underwear	- 41 %
TENA Slip	- 32 %
TENA Comfort	- 21 %
TENA Bed	- 24 %

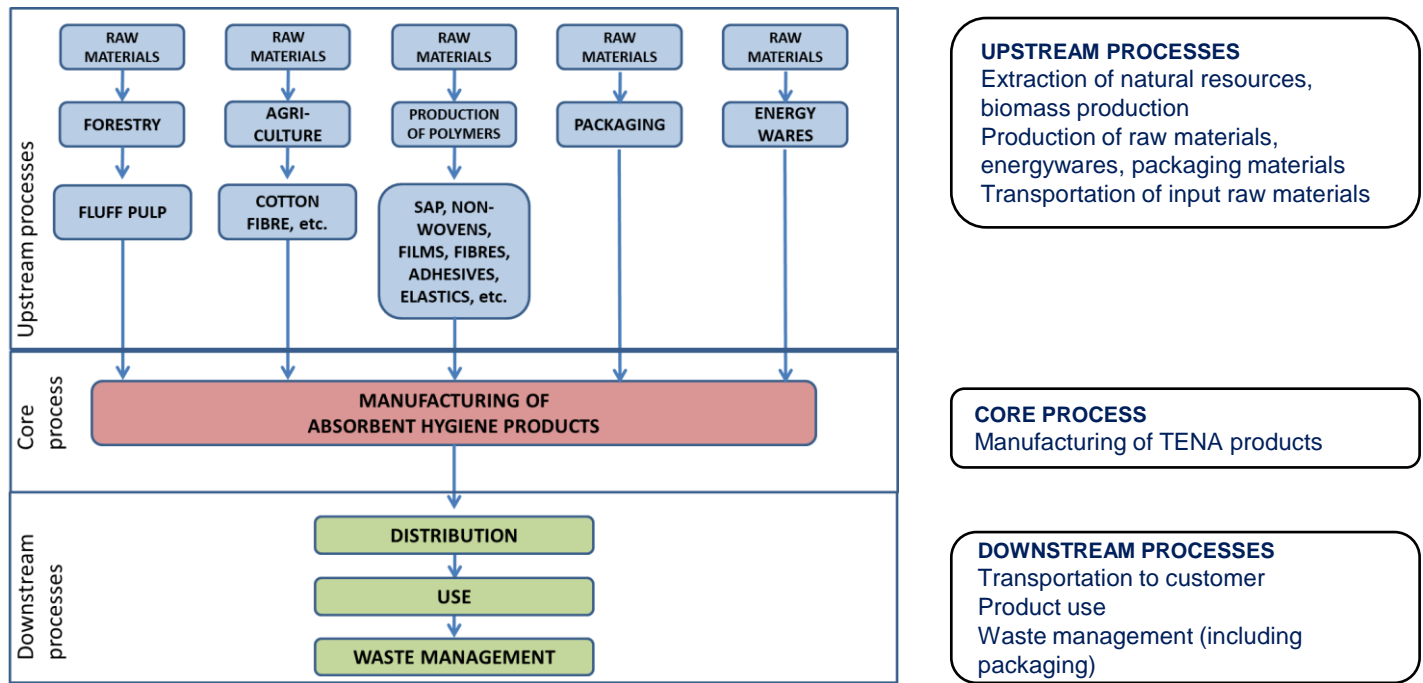
The carbon footprint reductions in Europe between 2008-2022 for TENA products are based on Life Cycle Assessments (LCA). The LCA is conducted by Essity, and third party verified in 2023.

Production of TENA products



TENA products are made using high-quality materials, with strict requirements on product safety. The materials used are cellulose fibers from certified forestry and purpose-specific plastic materials. Production takes place at high-technology facilities with stringent hygienic and product safety standards that guarantee product quality and ensure users' safety and well-being.

Life cycle of an absorbent hygiene product



LIFE CYCLE DESCRIPTION

The life cycle of a TENA product starts with the **UPSTREAM PROCESSES**: These include extraction of natural resources for the different raw materials as well as fuel production for both heat and power generation. The production of the raw materials, such as fluff pulp and superabsorbent polymers for the absorbent core, nonwovens for inner lining, and plastic films for the outer shell are part of the upstream processes. Transports of raw materials to the manufacturing

The **CORE PROCESS**, the actual manufacturing of the different TENA products, is a highly efficient converting process where the different materials are put together with high precision, which results in well performing products with an efficient use of resources thanks to innovative design and scientific solutions. The core process also includes handling of production waste.

In the **DOWNSTREAM PROCESSES**, the products are transported to the customer either in the homecare segment or for institutional users. The use phase as such has no environmental impact and gives therefore no contribution to the calculations. The final step is the waste management, also including handling of packaging waste.

The life cycle calculations for TENA products in this EPD are “cradle-to-grave”, i.e., all process of upstream, core and downstream are included as in the figure above.

Parameters in the declaration

FUNCTIONAL UNIT	The functional unit is according to PCR 2011:14, one product. In addition, the result is reported for a standard number of products used for one day, which is defined as four products.
CALCULATION OF GLOBAL WARMING POTENTIAL	Both emissions to and removals of CO ₂ from the atmosphere, originating from both fossil and biogenic sources, are accounted for with a time interval of 100 years. Removal of carbon dioxide into growing trees and emissions of carbon dioxide corresponding to the content of biogenic carbon in the product is reported as CO ₂ removals and biogenic CO ₂ emissions, respectively.
WASTE MANAGEMENT SCENARIO	<p>The waste management is calculated based on the sales of TENA products on the EU market, with an average waste handling for EU 27 (EUROSTAT 2019) giving a scenario with 55 % incineration and 45 % landfill.</p> <p>Impacts of incineration process with energy recovery are attributed 50 % to the product and 50 % to the energy recovery process. Benefits and credits of energy recovery are attributed 100 % to energy recovery (outside system boundaries).</p> <p>Emissions of biogenic CO₂ associated with waste management, is reported.</p>
REPRESENTATIVE PRODUCT	A representative product is chosen when there are minor variations for the same product, such as technology and packaging. In the EPD, the representation of such different TENA products is done by a representative product, i.e. more than one product can be represented by the same calculation. The representative product always has the highest environmental impact, and hence a conservative approach is taken for the results. However, the variations within the different tiered products is not more than +/- 10 %, which follows the General Programme Instructions.
LIST OF MATERIALS	<p>The materials listed in the composition table are combined into three groups to keep a level of confidentiality. A general list of content is also shown.</p> <p>For the life cycle calculations each product's particular specification have been used.</p>
PACKAGING	The packaging consists of a consumer pack, a polyethylene plastic bag, and transport packaging of corrugated board boxes, i.e., made of renewable fibers. A few articles of TENA Men, TENA Female Pads and Liners have a consumer pack of carton from renewable fibers. Different levels of recycled plastic materials are used in the consumer pack.
MANUFACTURING SITES	The TENA assortment is produced in the following factories; Falkenberg/Sweden Gennep/Netherlands, Olawa/Poland, Gemerská Hôrka/Slovakia, Hoogezand/Netherlands, Valls/Spain, Drumondville/Canada. All production sites are certified with management systems for quality, environment and health and safety, ISO 9001, ISO 14001 and ISO 18001.
GEOGRAPHICAL SCOPE	This EPD covers TENA products sold in Europe.
VALIDITY OF DATA	The most important raw materials in the products, pulp and SAP, are mainly data from 2018-2021. Supplier data for raw materials like film and nonwoven as well as other, minor materials may be some years older. Manufacturing data are from 2022. Article specifications are from 2023.
THOUSAND SEPARATOR AND DECIMAL MARK	<p>SI style (French version): 1 234,56;</p> <p>i.e. comma is used as decimal mark. Number of value digits: 3</p>

Additional environmental information



WOOD PULP: Essity works with a strict sourcing policy and only use fibers from known sources. The suppliers are expected to continually increase the proportion of certified fibers from recognized certification schemes.

Certifications: All fluff pulp suppliers for TENA products are FSC Chain-of-Custody certified and all pulp meet as a minimum the FSC controlled wood standard, in addition to other forest certification schemes that may be applied.

ECF pulp: All pulps used for TENA products are produced in Elementary Chlorine Free (ECF) processes.

PLASTIC MATERIALS: All the plastic materials used in TENA products for the European market do not intentionally contain lead, hexavalent chrome and related compounds, phthalates, acrylamide, antimony, brominated flame retardants, or organotin compounds, except in form of impurities. The additives used in plastics comply with the EC Regulations No. 1272/2008 and No. 1907/2006 (REACH), and their subsequent amendments.

Lotions, creams and/or deodorant substances are not added to the products. Inks or dyes that may be present are used for functional requirements and not for aesthetic-commercial purposes.

PACKAGING: Packaging meets the requirements of Annex F of part IV, Legislative Decree 152/2006. Corrugated board boxes for transport packaging are made of at least 80 % recycled fibers

2024: Revision of TENA EPDs


The TENA EPDs were first published in 2015, and the number of articles for the TENA product groups have increased over the years. A general revision was done in 2020 with the validity to 2025, but now all EPDs are revised again. There are new rules and guidance for the environmental impact categories to which the calculations have been adapted, e.g., handling biogenic carbon, acidification and eutrophication potentials. This alters to some extent the environmental profile of the products. However, a follow up of the carbon footprint of TENA products (Environmental achievements, page 7) show significant reductions between the years 2008 and 2022 since the continuous product development cover new and better product designs, with less use of material, improved production by suppliers and improvements at TENA manufacturing sites.

Environmental Product Declaration Verification & Programme Information

The calculations for the environmental product declaration (EPD) are performed according to ISO 14040 and ISO 14044, ISO 14025.

EPD's within the same product category but from different programmes may not be comparable.



Product category rules (PCR): Absorbent Hygiene Products, 2011:14, version 3.01, UN CPC 32193 General Programme Instructions ver.4.01	
Programme operator: EPD International AB, Box 210 60, SE-100 31 Stockholm, Sweden e-mail: info@environdec.com	
Product Category Rules review was conducted by: The Technical Committee of the International EPD® System. Chair: Massimo Marino Contact via info@environdec.com	
Independent verification of the declaration and data, according to ISO 14025:2006: <input type="checkbox"/> EPD process certification <input checked="" type="checkbox"/> EPD verification	
Procedure for follow up of data during EPD validity involves third party verifier: <input type="checkbox"/> Yes <input checked="" type="checkbox"/> No	
Third party verifier: Håkan Stripple at IVL Swedish Environmental Research Institute, P.O. Box 53021, SE-400 14 Gothenburg, Sweden Hakan.Stripple@IVL.se Accredited by : Håkan Stripple is an independent individual verifier in the International EPD® System.	
Declaration owner: Essity Hygiene & Health AB SE-405 03 GÖTEBORG anna-karin.gunnergren@essity.com The EPD owner has the sole ownership, liability, and responsibility for the EPD	

TENA Comfort – environmental performance

The pad is designed to provide incontinence protection for skin health and leakage security. Available in a range of absorbency levels and specially designed to be worn with TENA fixation pants. The products are suitable for all types of incontinence.

Composition for TENA Comfort (all articles) Specific data is used in all calculations.

Pulp	62 - 65 %
Polymers	14 - 24 %
Plastics	10 - 18 %

Content declaration

Calcium carbonate
Cellulose pulp
Colorant
Cotton
Glue
Ink
Polyester
Polyethylene
Polypropylene
Super absorbent
Synthetic elastics



1. TENA Comfort Normal / Original Normal

one absorbent product						
Environmental impact category						
Parameter		Unit	Upstream	Core	Downstream	Total
Global warming potential (GWP)	Fossil	kg CO ₂ eq.	0,051	0,009	0,016	0,076
	Biogenic	kg CO ₂ eq.	-0,058	0,000	0,071	0,013
	Land use and land transformation	kg CO ₂ eq.	0,00002	0,00002	0,00007	0,00011
	Total	kg CO ₂ eq.	-0,006	0,009	0,086	0,089
Acidification potential (AP)		mol H ⁺ eq.	2,16E-04	1,73E-04	4,48E-05	4,34E-04
Eutrophication potential (EP), freshwater		kg P eq.	4,20E-06	4,44E-08	1,29E-07	4,37E-06
Eutrophication potential (EP), marine		kg N eq.	5,93E-05	4,32E-05	4,59E-05	1,48E-04
Eutrophication potential (EP), terrestrial		mol N eq.	5,45E-04	4,70E-04	2,14E-04	1,23E-03
Formation potential of tropospheric ozone (POCP)		kg NMVOC eq.	1,70E-04	1,20E-04	5,02E-05	3,40E-04
Ozone depletion potential (ODP)		CFC-11 eq.	1,41E-10	1,85E-12	4,99E-11	1,93E-10
Abiotic depletion potential - Minerals and metals (ADP-elements)		kg Sb eq.	1,44E-08	6,91E-09	1,75E-09	2,30E-08
Abiotic depletion potential - Fossil fuels (ADP-fossil fuels)		MJ, net calorific value	1,18E+00	1,16E-01	1,23E-01	1,42E+00
Water scarcity potential		m ³ eq.	2,39E-01	3,20E-03	5,41E-03	2,48E-01
Resources						
Parameter		Unit	Upstream	Core	Downstream	Total
Primary energy resources - Renewable	Used as energy carrier	MJ, net calorific value	7,00E-01	3,88E-01	1,01E-02	1,10E+00
	Used as raw materials	MJ, net calorific value	5,31E-01	(N/A)	(N/A)	5,31E-01
	Total	MJ, net calorific value	1,23E+00	3,88E-01	1,01E-02	1,63E+00
Primary energy resources - Non-renewable	Used as energy carrier	MJ, net calorific value	1,18E+00	1,16E-01	1,23E-01	1,42E+00
	Used as raw materials	MJ, net calorific value	(N/A)	(N/A)	(N/A)	(N/A)
	Total	MJ, net calorific value	1,18E+00	1,16E-01	1,23E-01	1,42E+00

2. TENA Comfort Plus Compact

one absorbent product						
Environmental impact category						
Parameter		Unit	Upstream	Core	Downstream	Total
Global warming potential (GWP)	Fossil	kg CO ₂ eq.	0,067	0,011	0,021	0,099
	Biogenic	kg CO ₂ eq.	-0,067	0,000	0,083	0,015
	Land use and land transformation	kg CO ₂ eq.	0,00002	0,00003	0,00009	0,00013
	Total	kg CO ₂ eq.	0,000	0,011	0,103	0,115
Acidification potential (AP)		mol H ⁺ eq.	2,66E-04	2,28E-04	5,66E-05	5,50E-04
Eutrophication potential (EP), freshwater		kg P eq.	5,67E-06	5,68E-08	1,85E-07	5,91E-06
Eutrophication potential (EP), marine		kg N eq.	7,30E-05	5,67E-05	5,49E-05	1,85E-04
Eutrophication potential (EP), terrestrial		mol N eq.	6,84E-04	6,16E-04	2,67E-04	1,57E-03
Formation potential of tropospheric ozone (POCP)		kg NMVOC eq.	2,14E-04	1,57E-04	6,17E-05	4,33E-04
Ozone depletion potential (ODP)		CFC-11 eq.	1,75E-10	2,38E-12	5,82E-11	2,36E-10
Abiotic depletion potential - Minerals and metals (ADP-elements)		kg Sb eq.	2,29E-08	8,88E-09	2,10E-09	3,39E-08
Abiotic depletion potential - Fossil fuels (ADP-fossil fuels)		MJ, net calorific value	1,56E+00	1,49E-01	1,56E-01	1,87E+00
Water scarcity potential		m ³ eq.	3,53E-01	4,12E-03	7,17E-03	3,64E-01
Resources						
Parameter		Unit	Upstream	Core	Downstream	Total
Primary energy resources - Renewable	Used as energy carrier	MJ, net calorific value	8,20E-01	4,99E-01	1,28E-02	1,33E+00
	Used as raw materials	MJ, net calorific value	6,19E-01	(N/A)	(N/A)	6,19E-01
	Total	MJ, net calorific value	1,44E+00	4,99E-01	1,28E-02	1,95E+00
Primary energy resources - Non-renewable	Used as energy carrier	MJ, net calorific value	1,56E+00	1,49E-01	1,56E-01	1,87E+00
	Used as raw materials	MJ, net calorific value	(N/A)	(N/A)	(N/A)	(N/A)
	Total	MJ, net calorific value	1,56E+00	1,49E-01	1,56E-01	1,87E+00

3. TENA Comfort Plus / Original Plus

one absorbent product						
Environmental impact category						
Parameter		Unit	Upstream	Core	Downstream	Total
Global warming potential (GWP)	Fossil	kg CO ₂ eq.	0,074	0,014	0,022	0,110
	Biogenic	kg CO ₂ eq.	-0,091	0,000	0,112	0,021
	Land use and land transformation	kg CO ₂ eq.	0,00003	0,00003	0,00010	0,00016
	Total	kg CO ₂ eq.	-0,017	0,014	0,135	0,131
Acidification potential (AP)		mol H ⁺ eq.	3,24E-04	2,68E-04	6,71E-05	6,60E-04
Eutrophication potential (EP), freshwater		kg P eq.	6,34E-06	6,78E-08	1,82E-07	6,59E-06
Eutrophication potential (EP), marine		kg N eq.	8,91E-05	6,68E-05	7,18E-05	2,28E-04
Eutrophication potential (EP), terrestrial		mol N eq.	8,13E-04	7,26E-04	3,20E-04	1,86E-03
Formation potential of tropospheric ozone (POCP)		kg NMVOC eq.	2,55E-04	1,85E-04	7,66E-05	5,16E-04
Ozone depletion potential (ODP)		CFC-11 eq.	1,86E-10	2,82E-12	8,02E-11	2,69E-10
Abiotic depletion potential - Minerals and metals (ADP-elements)		kg Sb eq.	1,92E-08	1,05E-08	2,74E-09	3,25E-08
Abiotic depletion potential - Fossil fuels (ADP-fossil fuels)		MJ, net calorific value	1,65E+00	1,78E-01	1,83E-01	2,02E+00
Water scarcity potential		m ³ eq.	3,13E-01	4,89E-03	8,09E-03	3,26E-01
Resources						
Parameter		Unit	Upstream	Core	Downstream	Total
Primary energy resources - Renewable	Used as energy carrier	MJ, net calorific value	1,11E+00	5,92E-01	1,51E-02	1,72E+00
	Used as raw materials	MJ, net calorific value	8,56E-01	(N/A)	(N/A)	8,56E-01
	Total	MJ, net calorific value	1,97E+00	5,92E-01	1,51E-02	2,57E+00
Primary energy resources - Non-renewable	Used as energy carrier	MJ, net calorific value	1,66E+00	1,78E-01	1,84E-01	2,02E+00
	Used as raw materials	MJ, net calorific value	(N/A)	(N/A)	(N/A)	(N/A)
	Total	MJ, net calorific value	1,66E+00	1,78E-01	1,84E-01	2,02E+00

4. TENA Comfort Extra / Original Extra

one absorbent product						
Environmental impact category						
Parameter		Unit	Upstream	Core	Downstream	Total
Global warming potential (GWP)	Fossil	kg CO ₂ eq.	0,082	0,015	0,025	0,122
	Biogenic	kg CO ₂ eq.	-0,101	0,000	0,124	0,023
	Land use and land transformation	kg CO ₂ eq.	0,00003	0,00004	0,00012	0,00018
	Total	kg CO ₂ eq.	-0,019	0,015	0,149	0,145
Acidification potential (AP)		mol H ⁺ eq.	3,58E-04	3,02E-04	7,47E-05	7,34E-04
Eutrophication potential (EP), freshwater		kg P eq.	7,17E-06	7,53E-08	2,06E-07	7,45E-06
Eutrophication potential (EP), marine		kg N eq.	9,85E-05	7,51E-05	7,93E-05	2,53E-04
Eutrophication potential (EP), terrestrial		mol N eq.	8,99E-04	8,17E-04	3,56E-04	2,07E-03
Formation potential of tropospheric ozone (POCP)		kg NMVOC eq.	2,82E-04	2,08E-04	8,49E-05	5,75E-04
Ozone depletion potential (ODP)		CFC-11 eq.	2,10E-10	3,14E-12	8,83E-11	3,02E-10
Abiotic depletion potential - Minerals and metals (ADP-elements)		kg Sb eq.	2,28E-08	1,17E-08	3,03E-09	3,75E-08
Abiotic depletion potential - Fossil fuels (ADP-fossil fuels)		MJ, net calorific value	1,83E+00	1,98E-01	2,04E-01	2,23E+00
Water scarcity potential		m ³ eq.	3,63E-01	5,44E-03	9,06E-03	3,78E-01
Resources						
Parameter		Unit	Upstream	Core	Downstream	Total
Primary energy resources - Renewable	Used as energy carrier	MJ, net calorific value	1,22E+00	6,59E-01	1,68E-02	1,89E+00
	Used as raw materials	MJ, net calorific value	9,42E-01	(N/A)	(N/A)	9,42E-01
	Total	MJ, net calorific value	2,16E+00	6,59E-01	1,68E-02	2,84E+00
Primary energy resources - Non-renewable	Used as energy carrier	MJ, net calorific value	1,83E+00	1,99E-01	2,05E-01	2,23E+00
	Used as raw materials	MJ, net calorific value	(N/A)	(N/A)	(N/A)	(N/A)
	Total	MJ, net calorific value	1,83E+00	1,99E-01	2,05E-01	2,23E+00

5. TENA Comfort Super / Original Super

one absorbent product

Environmental impact category

Parameter		Unit	Upstream	Core	Downstream	Total
Global warming potential (GWP)	Fossil	kg CO ₂ eq.	0,095	0,017	0,029	0,140
	Biogenic	kg CO ₂ eq.	-0,105	0,000	0,129	0,024
	Land use and land transformation	kg CO ₂ eq.	0,00003	0,00004	0,00013	0,00020
	Total	kg CO ₂ eq.	-0,010	0,017	0,158	0,165
Acidification potential (AP)		mol H ⁺ eq.	3,93E-04	3,33E-04	8,26E-05	8,08E-04
Eutrophication potential (EP), freshwater		kg P eq.	8,10E-06	8,33E-08	2,48E-07	8,43E-06
Eutrophication potential (EP), marine		kg N eq.	1,08E-04	8,30E-05	8,41E-05	2,75E-04
Eutrophication potential (EP), terrestrial		mol N eq.	9,99E-04	9,02E-04	3,92E-04	2,29E-03
Formation potential of tropospheric ozone (POCP)		kg NMVOC eq.	3,12E-04	2,30E-04	9,20E-05	6,34E-04
Ozone depletion potential (ODP)		CFC-11 eq.	2,47E-10	3,48E-12	9,16E-11	3,42E-10
Abiotic depletion potential - Minerals and metals (ADP-elements)		kg Sb eq.	2,94E-08	1,30E-08	3,22E-09	4,57E-08
Abiotic depletion potential - Fossil fuels (ADP-fossil fuels)		MJ, net calorific value	2,16E+00	2,19E-01	2,27E-01	2,61E+00
Water scarcity potential		m ³ eq.	4,64E-01	6,02E-03	1,03E-02	4,80E-01

Resources

Parameter		Unit	Upstream	Core	Downstream	Total
Primary energy resources - Renewable	Used as energy carrier	MJ, net calorific value	#NAME?	7,30E-01	1,87E-02	7,49E-01
	Used as raw materials	MJ, net calorific value	#NAME?	(N/A)	(N/A)	(N/A)
	Total	MJ, net calorific value	0,00E+00	7,30E-01	1,87E-02	7,49E-01
Primary energy resources - Non-renewable	Used as energy carrier	MJ, net calorific value	2,16E+00	2,19E-01	2,27E-01	2,61E+00
	Used as raw materials	MJ, net calorific value	(N/A)	(N/A)	(N/A)	(N/A)
	Total	MJ, net calorific value	2,16E+00	2,19E-01	2,27E-01	2,61E+00

6. TENA Comfort Maxi

one absorbent product						
Environmental impact category						
Parameter		Unit	Upstream	Core	Downstream	Total
Global warming potential (GWP)	Fossil	kg CO ₂ eq.	0,118	0,021	0,035	0,175
	Biogenic	kg CO ₂ eq.	-0,116	0,000	0,148	0,032
	Land use and land transformation	kg CO ₂ eq.	0,00004	0,00005	0,00015	0,00024
	Total	kg CO ₂ eq.	0,003	0,021	0,184	0,207
Acidification potential (AP)		mol H ⁺ eq.	4,69E-04	4,19E-04	9,95E-05	9,88E-04
Eutrophication potential (EP), freshwater		kg P eq.	1,04E-05	1,04E-07	3,26E-07	1,08E-05
Eutrophication potential (EP), marine		kg N eq.	1,29E-04	1,04E-04	9,79E-05	3,31E-04
Eutrophication potential (EP), terrestrial		mol N eq.	1,21E-03	1,13E-03	4,67E-04	2,81E-03
Formation potential of tropospheric ozone (POCP)		kg NMVOC eq.	3,79E-04	2,89E-04	1,09E-04	7,77E-04
Ozone depletion potential (ODP)		CFC-11 eq.	2,97E-10	4,40E-12	1,05E-10	4,06E-10
Abiotic depletion potential - Minerals and metals (ADP-elements)		kg Sb eq.	4,21E-08	1,64E-08	3,77E-09	6,23E-08
Abiotic depletion potential - Fossil fuels (ADP-fossil fuels)		MJ, net calorific value	2,72E+00	2,73E-01	2,76E-01	3,27E+00
Water scarcity potential		m ³ eq.	6,19E-01	7,62E-03	1,28E-02	6,40E-01
Resources						
Parameter		Unit	Upstream	Core	Downstream	Total
Primary energy resources - Renewable	Used as energy carrier	MJ, net calorific value	#NAME?	9,24E-01	2,27E-02	9,47E-01
	Used as raw materials	MJ, net calorific value	#NAME?	(N/A)	(N/A)	(N/A)
	Total	MJ, net calorific value	0,00E+00	9,24E-01	2,27E-02	9,47E-01
Primary energy resources - Non-renewable	Used as energy carrier	MJ, net calorific value	2,72E+00	2,73E-01	2,76E-01	3,27E+00
	Used as raw materials	MJ, net calorific value	(N/A)	(N/A)	(N/A)	(N/A)
	Total	MJ, net calorific value	2,72E+00	2,73E-01	2,76E-01	3,27E+00

7. TENA Comfort Maxi / Original Maxi

one absorbent product						
Environmental impact category						
Parameter		Unit	Upstream	Core	Downstream	Total
Global warming potential (GWP)	Fossil	kg CO ₂ eq.	0,125	0,021	0,038	0,184
	Biogenic	kg CO ₂ eq.	-0,127	0,000	0,156	0,029
	Land use and land transformation	kg CO ₂ eq.	0,00004	0,00005	0,00016	0,00025
	Total	kg CO ₂ eq.	-0,003	0,021	0,195	0,213
Acidification potential (AP)		mol H ⁺ eq.	4,94E-04	4,31E-04	1,06E-04	1,03E-03
Eutrophication potential (EP), freshwater		kg P eq.	1,07E-05	1,06E-07	3,45E-07	1,12E-05
Eutrophication potential (EP), marine		kg N eq.	1,36E-04	1,07E-04	1,03E-04	3,47E-04
Eutrophication potential (EP), terrestrial		mol N eq.	1,27E-03	1,17E-03	5,00E-04	2,94E-03
Formation potential of tropospheric ozone (POCP)		kg NMVOC eq.	3,97E-04	2,98E-04	1,16E-04	8,10E-04
Ozone depletion potential (ODP)		CFC-11 eq.	3,34E-10	4,45E-12	1,10E-10	4,48E-10
Abiotic depletion potential - Minerals and metals (ADP-elements)		kg Sb eq.	4,38E-08	1,66E-08	3,95E-09	6,43E-08
Abiotic depletion potential - Fossil fuels (ADP-fossil fuels)		MJ, net calorific value	2,87E+00	2,81E-01	2,93E-01	3,45E+00
Water scarcity potential		m ³ eq.	6,63E-01	7,70E-03	1,35E-02	6,84E-01
Resources						
Parameter		Unit	Upstream	Core	Downstream	Total
Primary energy resources - Renewable	Used as energy carrier	MJ, net calorific value	1,54E+00	9,34E-01	2,41E-02	2,49E+00
	Used as raw materials	MJ, net calorific value	1,16E+00	(N/A)	(N/A)	1,16E+00
	Total	MJ, net calorific value	2,70E+00	9,34E-01	2,41E-02	3,66E+00
Primary energy resources - Non-renewable	Used as energy carrier	MJ, net calorific value	2,88E+00	2,81E-01	2,93E-01	3,45E+00
	Used as raw materials	MJ, net calorific value	(N/A)	(N/A)	(N/A)	(N/A)
	Total	MJ, net calorific value	2,88E+00	2,81E-01	2,93E-01	3,45E+00

8. TENA Comfort Ultima

one absorbent product						
Environmental impact category						
Parameter		Unit	Upstream	Core	Downstream	Total
Global warming potential (GWP)	Fossil	kg CO ₂ eq.	0,134	0,023	0,041	0,198
	Biogenic	kg CO ₂ eq.	-0,130	0,000	0,160	0,029
	Land use and land transformation	kg CO ₂ eq.	0,00004	0,00005	0,00017	0,00027
	Total	kg CO ₂ eq.	0,004	0,023	0,201	0,228
Acidification potential (AP)		mol H ⁺ eq.	5,20E-04	4,56E-04	1,12E-04	1,09E-03
Eutrophication potential (EP), freshwater		kg P eq.	1,15E-05	1,12E-07	3,80E-07	1,20E-05
Eutrophication potential (EP), marine		kg N eq.	1,43E-04	1,13E-04	1,07E-04	3,63E-04
Eutrophication potential (EP), terrestrial		mol N eq.	1,35E-03	1,23E-03	5,29E-04	3,11E-03
Formation potential of tropospheric ozone (POCP)		kg NMVOC eq.	4,20E-04	3,15E-04	1,21E-04	8,56E-04
Ozone depletion potential (ODP)		CFC-11 eq.	3,70E-10	4,70E-12	1,11E-10	4,86E-10
Abiotic depletion potential - Minerals and metals (ADP-elements)		kg Sb eq.	4,95E-08	1,75E-08	4,07E-09	7,11E-08
Abiotic depletion potential - Fossil fuels (ADP-fossil fuels)		MJ, net calorific value	3,13E+00	2,96E-01	3,11E-01	3,73E+00
Water scarcity potential		m ³ eq.	7,49E-01	8,13E-03	1,44E-02	7,72E-01
Resources						
Parameter		Unit	Upstream	Core	Downstream	Total
Primary energy resources - Renewable	Used as energy carrier	MJ, net calorific value	1,57E+00	9,86E-01	2,56E-02	2,58E+00
	Used as raw materials	MJ, net calorific value	1,18E+00	(N/A)	(N/A)	1,18E+00
	Total	MJ, net calorific value	2,75E+00	9,86E-01	2,56E-02	3,76E+00
Primary energy resources - Non-renewable	Used as energy carrier	MJ, net calorific value	3,13E+00	2,97E-01	3,11E-01	3,74E+00
	Used as raw materials	MJ, net calorific value	(N/A)	(N/A)	(N/A)	(N/A)
	Total	MJ, net calorific value	3,13E+00	2,97E-01	3,11E-01	3,74E+00



References

1. PCR 2011:14 v. 3.01
2. General Programme Instructions for the International EPD® System v. 4.01
3. ISO 14040:2006 Environmental management – Life cycle assessment – Principles and framework
4. ISO 14044:2006 Environmental management – Life cycle assessment – Requirements and guidelines
5. ISO 14025:2006 Environmental labels and declarations – Type III environmental declarations – Principles and procedures
6. ISO 14020:2022 Environmental labels and declarations – General principles
7. DPCM 12/01/17 – G.U. n. 65 del 18 marzo 2017
8. www.environdec.com

Version	Revision item
6	
7	New articles added (no new LCA calculations): TENA Comfort Normal, art.no. 7509007 TENA Comfort Plus, art.no. 7509008 TENA Comfort Extra, art.no. 7509009 TENA Comfort Super, art.no. 7509010 TENA Comfort Maxi, art.no. 7509012 TENA Comfort Ultima, art.no. 7509011
8	New products & articles added (New LCA calculations): TENA Comfort Plus Compact, art.no. 752744 TENA Comfort Maxi, art.no. 758006 & 758007 TENA Comfort Original Maxi, art.no. 211518 & 211522
9	All LCA calculations recalculated according new GPI on updated specifications. TENA Comfort products with same size and absorption level merged, as example TENA Comfort Normal and TENA Comfort Original Normal use same calculation. Similar for other sizes and absorption levels. Exchanged some photos. Removed article: TENA Comfort Original Normal art 211471.



Use better, use less!

We create value for customers and consumers by increasing health and hygiene standards through our innovative solutions, and by sharing knowledge and promoting awareness.

We create business value by meeting societal needs and offering more people an opportunity to work, in better conditions, so they can provide for their families and live happier, fuller lives.

Since 2008 we are continuously reducing the carbon footprint of our absorbent product assortments over the whole product life cycle.

We strive for sustainable continence care with better products.
Use better, use less.