

Environmental Product Declaration



In accordance with ISO 14025 and EN 15804 for:


Hot finished structural hollow sections

from

Tibnor AB



Programme:	The International EPD® System, www.environdec.com
Programme operator:	EPD International AB
EPD registration number:	S-P-02045
ECO EPD Ref. No.:	00001195
Publication date:	2020-11-23
Valid until:	2025-11-20



Company information

Owner of the EPD:

Tibnor AB, Box 600, 169 26 Solna, Sverige, +46 10 484 00 00, info@tibnor.se, www.tibnor.se

Description of the organisation:

Tibnor supplies steel and other metals to industry in the Nordics and Baltics. We are the meeting point where our know-how and expertise and that of our customers & suppliers converge to create smarter solutions. Together, we make industry in the Nordics even stronger. A subsidiary of SSAB, Tibnor has 1,100 employees across 7 countries. In 2017, we had sales of SEK 8 billion. For more information:

www.tibnor.se

In Köping Tibnor AB has its center for fabrication of Hot finished structural hollow sections.

Product-related or management system-related certifications:

Tibnor AB: ISO 9000, ISO 14001, SS-EN1090

Name and location of production site:

Tibnor AB, Köping

Product information

Product name:

Hot finished structural hollow sections

Product identification:

The products are produced according to the standard EN 10210

Product description:

The starting format for manufacture of steel hollow profiles is mostly a coil of hot-rolled strip. The strip is de-coiled and after surface preparation, it is cut to an appropriate width, formed by bending to a round, square or rectangular shape and then welded longitudinally. The shaping operation can be performed either cold or on strip which has been heated. The procedure is carried out in a continuous line, the final operation being cutting to length. Hot-formed profiles have lower internal stresses than cold-formed which means that there is less risk for shape changes if they are cut, machined or welded. The principal advantages of cold-formed profiles are better dimensional tolerances and surface finish. Hollow profiles, especially those with square or rectangular section, are used as a complement to beam profiles in building construction and civil engineering. Compared with H- and I-beam profiles and U-channels, the closed shape of hollow profiles means that, for a given cross-sectional area, they have much better resistance to twisting.

The steel grades used for cold- and hot-formed hollow profiles are most often weldable, low-carbon constructional steels with an iron content of 98% or more. As with other steel products, hollow profiles used in building and civil engineering constructions can at the end of their useful life be recovered and recycled to 100%.

UN CPC code:

4126

Geographical scope:

Europe

LCA information

Declared unit:

1 kg Hot finished structural hollow sections with packaging

System boundary:

Cradle to gate (with options)

Reference service life:

not applicable

Time representativeness:

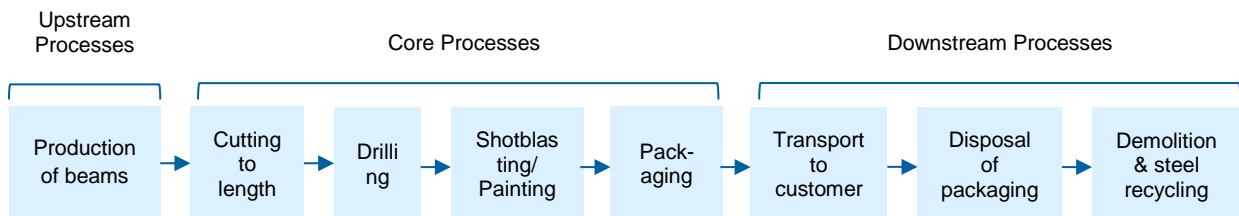
2019

Database(s) and LCA software used:

The manufacturing process was modelled based on manufacturer-specific data. For the upstream processes of steel, supplier-specific information in the form of EPDs was used where available. Otherwise, generic background datasets were used for the upstream and downstream processes. For the LCA modelling the software GaBi, version 9.5, Service Pack 40, was used. The background datasets used were primarily taken from the current versions of various GaBi databases. The datasets contained in the databases are documented online. All necessary processes within the defined system boundaries were considered.

The background datasets used for accounting purposes should not be older than 10 years. In this study, no datasets older than 10 years were used.

System diagram:



Description of system boundaries:

X = declared modules; MND = module not declared:

Production			Installation		Utilization Stage								Disposal Stage				beyond system boundary
raw material supply	transport to the manufacturer	manufacture	transport to the construction site	installation in the building	use / application	maintenance	repair	replacement	renewal	energy input for operation	water use for operation	dismantling / demolition	transport	waste management	landfilling	reuse, recovery or recycling potential	
A1	A2	A3	A4	A5	B1	B2	B3	B4	B5	B6	B7	C1	C2	C3	C4	D	
X	X	X	X	X	MND	MND	MND	MND	MND	MND	MND	X	X	X	X	X	

Cut-off criteria:

The wooden pallets used for packaging have a mass share of 0.3 %. Due to the low mass share compared to steel and the fact that the wooden pallets are reused, no modelling was carried out. It can also be strongly assumed that the environmental impact of wood pallets will not exceed 1 %.

Allocation:

No allocations were made for the modelling of production processes, as the available data do not concern other products manufactured in the plant and there are no coupling processes. Nor were any multi-input processes carried out.

Allocations in the LCA datasets used are documented accordingly in the datasets themselves.

Potential credits and avoided burdens resulting from the scrap recycling in the end of life (Module C3) are assigned to module D.

LCA scenarios and additional technical information

Transport from production place to user (module A4)

The average transport distance to the customer is 797 km by truck and 3 km by ship. Transport is mainly carried out by diesel-powered trucks, EURO 4 with an average load factor of 61 %.

Dismantling/demolition (module C1)

Demolition/dismantling of the steel is considered in module C1. Energy demand for demolition of steel is assumed to be 0.239 MJ/kg steel product if the product is recycled and 0.432 MJ/kg steel product if the product is to be reused.¹

Transport (module C2)

With a collection rate of 100 %, the transports are carried out by truck EURO 4 over 75 km and with a capacity utilization of 50 %.

Waste processing (modules C3 and C4)

It is assumed that 7 % of hot finished structural hollow sections are reused and 92 % are recycled. This is considered in module C3. Corresponding potentials and avoided loads are assigned to module D. The landfilling of remaining 1 % which are not collected for reuse or recycling is considered in module C4.

Waste	kg for re-use	kg for recycling	kg for energy recovery	kg to landfill
Steel scrap	0.07	0.92	-	0.01

¹ https://publications.jrc.ec.europa.eu/repository/bitstream/JRC110082/report_d1_online_final.pdf (p. 41)

Content declaration

Product

Materials	Share
Steel	100 %

Substances of very high concern

The product does not contain any substances listed in the “Candidate List of Substances of Very High Concern (SVHC) for authorisation” exceeding 0.1 % of the weight of the product.

Packaging

Hot finished structural hollow sections are loaded on wooden pallets or fixed with wire.

Recycled material

Provenience of recycled materials in the product:

15 %

Environmental performance

Potential environmental impact

Parameter	Unit	A1 -A3	A4	A5	C1	C2	C3	C4	D
Global Warming Potential (GWP)	kg CO2-eq.	2.60E+00	5.26E-02	6.82E-07	2.07E-02	6.84E-03	2.32E-03	1.36E-04	-1.26E+00
Stratospheric ozone depletion potential (ODP)	kg CFC11-eq.	2.96E-11	1.32E-17	1.71E-22	3.41E-18	1.72E-18	7.73E-18	7.50E-19	-8.60E-12
Acidification potential of soil and water (AP)	kg SO2-eq.	6.27E-03	2.24E-04	2.93E-09	7.46E-05	2.93E-05	1.63E-05	8.74E-07	-2.45E-03
Eutrophication potential (EP)	kg PO43--eq.	6.05E-04	5.58E-05	7.31E-10	1.77E-05	7.33E-06	3.92E-06	9.84E-08	-1.72E-04
Formation potential for tropospheric ozone (POCP)	kg Ethene-eq.	9.28E-04	-8.29E-05	-1.09E-09	7.42E-06	-1.09E-05	1.80E-06	6.57E-08	-5.90E-04
Potential for abiotic depletion of non-fossil resources (ADPE)	kg Sb-eq.	-5.48E-07	4.89E-09	6.34E-14	1.73E-09	6.35E-10	2.64E-09	5.25E-11	-2.12E-05
Potential for abiotic depletion of fossil fuels (ADPF)	MJ	2.61E+01	7.20E-01	9.34E-06	2.83E-01	9.36E-02	4.52E-02	1.93E-03	-1.18E+01



Use of resources

Parameter	Unit	A1 -A3	A4	A5	C1	C2	C3	C4	D
Renewable primary energy as an energy carrier (PERE)	MJ	9.87E-01	4.16E-02	5.40E-07	1.59E-02	5.41E-03	3.37E-03	2.61E-04	8.11E-01
Renewable primary energy for material use (PERM)	MJ	0.00E+00	0.00E+00	0.00E+00	0.00E+00	0.00E+00	0.00E+00	0.00E+00	0.00E+00
Total renewable primary energy (PERT)	MJ	9.87E-01	4.16E-02	5.40E-07	1.59E-02	5.41E-03	3.37E-03	2.61E-04	8.11E-01
Non-renewable primary energy as an energy carrier (PENRE)	MJ	2.68E+01	7.23E-01	9.38E-06	2.84E-01	9.40E-02	4.67E-02	1.99E-03	-1.32E+01
Non-renewable primary energy for material use (PENRM)	MJ	0.00E+00	0.00E+00	0.00E+00	0.00E+00	0.00E+00	0.00E+00	0.00E+00	0.00E+00
Total non-renewable primary energy (PENRT)	MJ	2.68E+01	7.23E-01	9.38E-06	2.84E-01	9.40E-02	4.67E-02	1.99E-03	-1.32E+01
Use of secondary materials (SM)	kg	9.21E-02	0.00E+00	0.00E+00	0.00E+00	0.00E+00	0.00E+00	0.00E+00	8.50E-01
Renewable secondary fuels (RSF)	MJ	2.34E-05	0.00E+00	0.00E+00	0.00E+00	0.00E+00	0.00E+00	0.00E+00	-1.64E-06
Non-renewable secondary fuels (NRSF)	MJ	2.26E-04	0.00E+00	0.00E+00	0.00E+00	0.00E+00	0.00E+00	0.00E+00	-1.58E-05
Use of freshwater resources (FW)	m ³	1.68E-03	4.85E-05	6.30E-10	1.85E-05	6.31E-06	1.32E-05	5.02E-07	-2.45E-03

Waste production and output flows

Parameter	Unit	A1 -A3	A4	A5	C1	C2	C3	C4	D
Hazardous waste to landfill (HWD)	kg	7.73E-03	3.34E-08	4.34E-13	1.32E-08	4.35E-09	1.22E-09	3.03E-11	-5.42E-04
Non-hazardous waste disposed (NHWD)	kg	1.46E-01	1.15E-04	1.49E-09	4.34E-05	1.49E-05	1.26E-05	1.00E-02	1.25E-01
Disposed radioactive waste (RWD)	kg	2.84E-04	1.33E-06	1.73E-11	3.51E-07	1.73E-07	6.17E-07	2.27E-08	-1.96E-05
Components for Reuse (CRU)	kg	0.00E+00	0.00E+00	0.00E+00	0.00E+00	0.00E+00	7.00E-02	0.00E+00	0.00E+00
Materials for recycling (MFR)	kg	3.72E-02	0.00E+00	1.00E-04	0.00E+00	0.00E+00	9.20E-01	0.00E+00	0.00E+00
Substances for energy recovery (MER)	kg	3.16E-03	0.00E+00	0.00E+00	0.00E+00	0.00E+00	0.00E+00	0.00E+00	0.00E+00
Exported Energy [Electricity]	MJ	4.49E-03	0.00E+00	0.00E+00	0.00E+00	0.00E+00	0.00E+00	0.00E+00	0.00E+00
Exported Energy [Thermal Energy]	MJ	8.43E-03	0.00E+00	0.00E+00	0.00E+00	0.00E+00	0.00E+00	0.00E+00	0.00E+00

General information

Programme:	The International EPD® System
	EPD International AB Box 210 60 SE-100 31 Stockholm Sweden
	www.environdec.com Info@environdec.com
Product category rules (PCR):	PCR 2012:01 Construction products and construction services, Version 2.3
PCR review was conducted by:	The Technical Committee of the International EPD® System. Chair: Massimo Marino. Contact via info@environdec.com
Independent verification of the declaration and data, according to ISO 14025:	<input type="checkbox"/> EPD process certification <input checked="" type="checkbox"/> EPD verification
Third party verifier:	Andreas Ciroth, GreenDelta GmbH
Accredited and approved by:	The International EPD System
	Owner of the declaration Tibnor AB Silverdalsvägen 4 635 10 Eskilstuna Sweden https://www.tibnor.se
	Commissioner of the Life Cycle Assessment brands & values GmbH Altenwall 14 28195 Bremen Germany www.brandsandvalues.com info@brandsandvalues.com +49 421 70 90 84 33

The EPD owner has the sole ownership, liability, and responsibility for the EPD. EPDs within the same product category but from different programmes may not be comparable. EPDs of construction products may not be comparable if they do not comply with EN 15804.

References

The International EPD System	General Programme Instructions of the International EPD® System. Version 3.01.
The International EPD System	PCR 2012:01 Construction products and construction services, Version 2.3
DIN EN ISO 14025	Environmental labels and declarations — Type III environmental declarations — Principles and procedures; 2009-11.
DIN EN ISO 14044	Environmental management - Life cycle assessment - Requirements and guidance (ISO 14044:2006); German and English version EN ISO 14044:2006.
DIN EN 15804	Sustainability of construction works - Environmental product declarations - Core rules for the product category of construction products; German version EN 15804:2012
GaBi 9.5	Software und Datenbank zur Ganzheitlichen Bilanzierung, LBP [Lehrstuhl für Bauphysik] Universität Stuttgart und thinkstep AG, Leinfelden-Echterdingen, 1992 – 2020
UN CPC	United Nations Department of Economic and Social Affairs Statistics Division: Central Product Classification (CPC), Version 2.1
