



Environmental Product of Product (EPD®) of Extra Virgin Delicate Olive Oil Monini S.p.A.

Revision date: 16/02/2022 (rev. 5.0)

Publication date: 21/12/2012

Date of validity: 14/02/2026

Geographical area of production: Europe

Geographical area of distribution: World

CPC code: 21537

Registration Number: S-P-00386



An EPD must provide current information and can be updated if conditions change. The declared validity is, therefore, subject to continuous registration and publication on www.environdec.com



01 *The All-Italian Story of a Passion*

MONINI, THE ALL-ITALIAN STORY OF A PASSION

A passion for quality that dates back over a century



The Monini company is an Italian success story based on tradition and quality. The company was founded in 1920 by Zefferino Monini, who, following his entrepreneurial instinct, decided to establish a business in the town of Spoleto, in the Italian region of Umbria. Thanks to its hills covered with olive groves, from which an oil with an intense yet balanced flavour is obtained, the Spoleto area has always been dedicated to the production of Extra Virgin Olive Oil.

The passion that Zefferino Monini Sr. developed for olives at an early age led him to dedicate himself to the production of Extra Virgin Olive Oil, whereby he founded the company "Zefferino Monini Olio di Oliva" in 1930. The knowledge and

consumption of Extra Virgin Olive Oil at the time was limited and was locally confined exclusively to its areas of production. Most Italians, above all in the larger cities, either out of habit or lack of knowledge, used almost exclusively regular olive oil, rather than the extra virgin variety. By deciding to market Extra Virgin Olive Oil beyond the confines of the Umbria region, Zefferino Monini launched a new trend in the oil industry. Thanks to his initiative and his passion for the natural product of his homeland, together with the exceptional quality of the oil obtained from the hills of Umbria, Zefferino Monini succeeded in writing the first page in the history of the Extra Virgin Olive Oil market. Once brought to the attention of a wider audience, Monini extra virgin olive oil became increasingly

popular and began to be demanded by customers even further afield. The company ceased operations during the war as the product was subject to rationing. Once the distribution of foodstuffs was deregulated in 1945, however, the company's operations continued with renewed energy. It was at this time that Zefferino's sons, Giuseppe and Paolo, joined the company. Giuseppe and Nello flanked their father in his traditional laboratory, learning all the tricks of the trade.

At the time, shopkeepers sold the product in bulk. Anticipating the future needs of the market, however, the first glass bottles began flanking the traditional demijohns by the year 1950.

01 *The All-Italian Story of a Passion*

A historic oil in modern times.



Today Monini is one of the leading companies in the Extra Virgin sector with a 2020 turnover of 145 million Euros and more than 110 employees. Almost 94% of the total turnover is achieved with the Monini brand. The strategy started in the 1920's by the founder, confirmed and increased by his son Giuseppe, is still carried on by the founder's grandchildren, Zefferino and Maria Flora who, with the same passion, continue to spread the culture of Extra Virgin Olive Oil in an educational, serious and not only commercial way. For three generations, the Monini family has been selecting Extra Virgin Olive Oils, choosing only mills where the hygiene conditions, processing facilities and storage of the olives and oil are of superior quality.

A company in the vanguard in terms of structures, technology and quality control, still animated by a passion for craftsmanship to offer its consumers superior quality. Even today, Zefferino Monini personally tastes the oils to select those that will keep the promise of high quality, the same every time, just as his grandfather did.

02 *The Monini Group*

THE MONINI GROUP NORTH AMERICA, POLAND AND AUSTRALIA

A company that symbolizes the Italian Olive Oil Tradition

It is precisely this ability to spread the culture of Extra Virgin Olive Oil and to preserve the most authentic Italian oil art as a symbol of Made in Italy, which has led the Umbrian company to become a point of reference for the sector outside Italy.

In 2000 Monini North America Inc. was founded with headquarters in Norwalk, Connecticut, and a turnover that today is around 6 million dollars.

In Europe it is present with Monini Polska, a subsidiary established in 2008 with headquarters in Poznan, Poland.



03 *The Company*

THE COMPANY

Environmental policy

Today Monini is a company in the vanguard in terms of structure, technology and quality control, capable of renewing tradition through a model of responsible company management, both from the environmental, social and ethical points of view. Monini is particularly attentive to the environment, as evidenced by interventions ranging from the installation of a photovoltaic system at the plant, to the purchase of energy from certified renewable sources to the introduction of recycled glass packaging. This policy has led Monini to be the first in Italy among the large oil companies to obtain the Environmental Product Declaration (EPD®) certification.

At the basis of Monini's environmental policy there is a simple philosophy: take nothing away from nature and the land. It is

in fact these elements that provide all the precious raw material that has made the Spoleto-based company famous in Italy and throughout the world for almost 100 years. An exemplary commitment that Monini assumes with responsibility towards the territory and its precious fruits, preserving them for future generations. The best possible investment in order to keep alive over time the values that have made the tradition of the art of olive oil production safeguarded by Monini so great.

In 2021 Monini has launched a carbon neutrality project involving its two best-selling extra virgin olive oils in Italy and abroad, the Classico and the Delicato Monini, which together they make up 67% of the bottles produced in a year by the company. This project represents a totally voluntary



commitment, which Monini has undertaken aware of the need to offer a concrete contribution to the fight against global warming.

Packaging plant

The Monini S.p.A. production facility is located in Spoleto (Italy), at Km 129 SS Flaminia. Monini S.p.A. produces just less than 30,000,000 litres of oil per year, approximately 86% of which is Extra Virgin Olive Oil. 35% of the 2018 turnover was generated by exports to over 52 countries. The company occupies a total surface area of 22,000 square meters, 10,000 of which are indoors, boasting seven packaging lines with a maximum production capacity of 15,000 litres/hour in various formats, as well as a raw material filtration line.

03 *The Company*

THE COMPANY

Supply chain control

Oils made from olives of different varieties, origins and maturity, and stored under different conditions and for different time frames, naturally possess different characteristics. For this reason, Zefferino Monini Jr., together with some of his closest expert collaborators, select the best oils in a special tasting room on a daily basis, recording the intensity and the different flavour and olfactory characteristics of each oil sampled. Approximately 15,000 oil tasting sessions are held each year during the selection and receipt of the raw materials, as well as before packaging. These control activities are not only limited to the raw materials themselves, but the quality of

the final product is also guaranteed by the loyalty, collaboration, and control activities performed by the entire supply chain.

Quality control

A state-of-the-art analytical laboratory monitors the quality and purity of each oil. These highly complex analyses are used to reveal the presence of any oils other than olive oil, as well as the presence of any undesired substances contained within the oils themselves due to treatments with agrochemicals (pesticides, herbicides or fungicides) or simply due to environmental pollution.

Modern analytical techniques and sophisticated equipment allow for contaminants to be detected in tenths of parts per billion: this means that it is possible to detect the presence of even just one gram of a contaminant dissolved in 10,000 tonnes of oil.

The Monini analysis laboratory performs approximately 20,000 sets of analysis per year, controlling approximately 90,000 parameters. Most of the controls are performed upon the incoming product, thus allowing for non-compliant batches of oil to be rejected, while further controls are also carried out during the packaging stage. Subsequently, the quality levels of the oils destined for the national and international markets are sampled and monitored.

04 *Calculation of environmental performance*

CALCULATION OF ENVIRONMENTAL PERFORMANCE

Monini Delicato Extra Virgin Oil 1-litre, 0.75 Litre, 0.5 litre bottles.



This EPD® refers to the product Delicate Extra Virgin Olive Oil.

In the last five years on average, Delicate Extra Virgin Olive Oil has been produced from olives grown in Italy, Spain, Portugal and Greece. The data used to calculate the environmental performance in this EPD® are updated to the olive production and oil extraction campaign of 2020.

Delicate Extra Virgin Olive Oil is packaged in dark green glass bottles; the primary packaging

consists of two paper labels (front and back) applied to the bottle and an aluminium cap with a plastic pourer; the standard secondary packaging consists of a cardboard tray and shrink-wrap film, while the tertiary packaging consists of a cardboard tray and a plastic cap. The standard secondary packaging consists of a cardboard tray and a shrink film, while the tertiary packaging consists of the pallet and a transparent outer film.

In this EPD®, the density of Extra Virgin Olive Oil is considered to be 0.913 kg/litre.

Functional unit

In accordance with PCR 2010:07, the functional unit for the life cycle refers to one (1) litre of Extra Virgin Olive Oil, including his packaging.

04 *Calculation of environmental performance*

GEOGRAPHICAL ORIGIN

Monini Delicato Extra Virgin Oil

The supply area for the production of Monini Delicato Extra Virgin Olive Oil corresponds to the following countries:
(the areas of cultivation are listed in dark green)



Italy
Puglia.



Spain
Andalusia, Murcia,
Extremadura, Castilla y Leon,
Navarra, La Rioja, Aragona,
Catalogna, Castilla La Mancha,
Madrid, Valencia.



Portugal
Guarda, Beja, Enora,
Portalegre.



Greece
Crete, Peloponnese.

04 *Calculation of environmental performance*

CHARACTERISTICS OF THE EXTRA VIRGIN OLIVE OIL

Monini Delicato Extra Virgin Oil

Delicato is a selection of oils made from olives harvested at the peak of ripeness and is an ideal complement, in cooking and raw, for a modern, delicate and light cuisine

For Cooking

In cooking and for all uses. A condiment for cooked vegetables, delicate soups, sauces, roast white meats, boiled meats and salads.

NUTRITION DECLARATION for 100 ml

Energy	3404 kJ
	828 kcal
Fats	92 g
Of which	
Saturated Fatty Acids	14 g
Monosaturated Fatty Acids	69 g
Polyunsaturated Fatty Acids	9 g
Carbohydrates	0 g
Of which Sugar	0 g
Fibres	0 g
Protein	0 g
Salt	0 g
Vitamin E	17 mg*

* 142% of nutrient reference values

04 *Calculation of environmental performance*

CHEMICAL AND PHYSICAL PROPERTIES

Monini Delicato Extra Virgin Oil

MONINI QUALITY SPECIFICATIONS	Monini values	Values provided by law	Reference standards
Free acidity (% expressed ad oleic acid)	0.40	≤ 0.8	(1-2-3)
Peroxides	7.7	≤ 20	(1-2-3)
UV adsorption:			
K₂₃₂	1.90	≤ 2.5	(1-3)
K₂₇₀	0.120	≤ 0.22	(1-2-3)
ΔK	-0.002	≤ 0.01	(1-2-3)
Waxes (mg/kg)	80.0	≤ 150	(1-2-3)
Biophenols (mg/kg)	263		

(1) REG. (EEC) N.2568/91 on the characteristics of olive oil and relevant methods of analysis

(2) CODEX STAN 33-1981 Standards for olive oils and olive-pomace oils

(3) INTERNATIONAL OLIVE COUNCIL COI/T. 15/NC N.3/Rev. 12 Trade standard applying to olive oils and olive pomace oils

04 Calculation of environmental performance

CHEMICAL AND PHYSICAL PROPERTIES

Monini Delicato Extra Virgin Oil

MAIN CONTAMINANTS RESIDUES		Monini values	Values provided by law	Reference standards
PAH: Polycyclic Aromatic Hydrocarbons (mg/kg)	B(a)P	< standard limit values	Reg. 1881/2006/UE and further modifications	Reg. 1881/2006/UE and further modifications
	B(a)P B(a)A B(b)F CHR	< standard limit values	≤10	
Phthalates (mg/kg)		<3.0 (sum) <1.0 (each compound)	<3 (sum) <1 (each compound)	Internal method
Pesticide residues (mg/kg)		< standard limit values	Values of the reference standard	Reg. 396/2005/UE and further modifications

04 *Calculation of environmental performance*

BOUNDARIES OF THE SYSTEM

Upstream, core and downstream processes

In accordance with PCR 2010:07, the life cycle of the Extra Virgin Olive Oil is divided into the Upstream, Core and Downstream phases.

The Upstream phase includes the following processes:

- The operations required for the establishment of the olive groves and the transformation of the terrain's use were not taken into consideration because the life cycle of an olive grove is greater than 25 years.

- The production of the olives used later in the Core process, involving the following processes:
 - The production of the inputs utilized, such as for example, fertilisers and agrochemical products.
 - Waste management. The use of the wood resulting from pruning or from the end of the olive trees' life cycle.
 - The transportation of the inputs to the region and to the olive production sites.
- The extraction and use of the water.
- The auxiliary materials used to harvest the olives (nets, cages, detergents, etc.).
- The production of the fuel and electricity used at the plantations.
- The production of packaging and auxiliary materials used for extracting oil at the oil mill and for filtration and fine filtering at the Monini plant.

04 *Calculation of environmental performance*

BOUNDARIES OF THE SYSTEM

Upstream, core e downstream processes

The Core phase includes the following processes:

- The transportation of the olives to the mill
- The extraction of the oil from the olives.
- Waste management.
- The preservation of the oil.
- Transportation to the packaging plant.
- The packaging of the oil at the Monini facility in Spoleto.
- The transportation of the raw materials and energy inputs to the Core process.

In accordance with the 2010 PCR: 07, the construction of machinery (more than three years old) and the factories were not included. In addition, the packaging of chemical products and auxiliary materials used during the cultivation, at the olive mill and in the packaging stage,

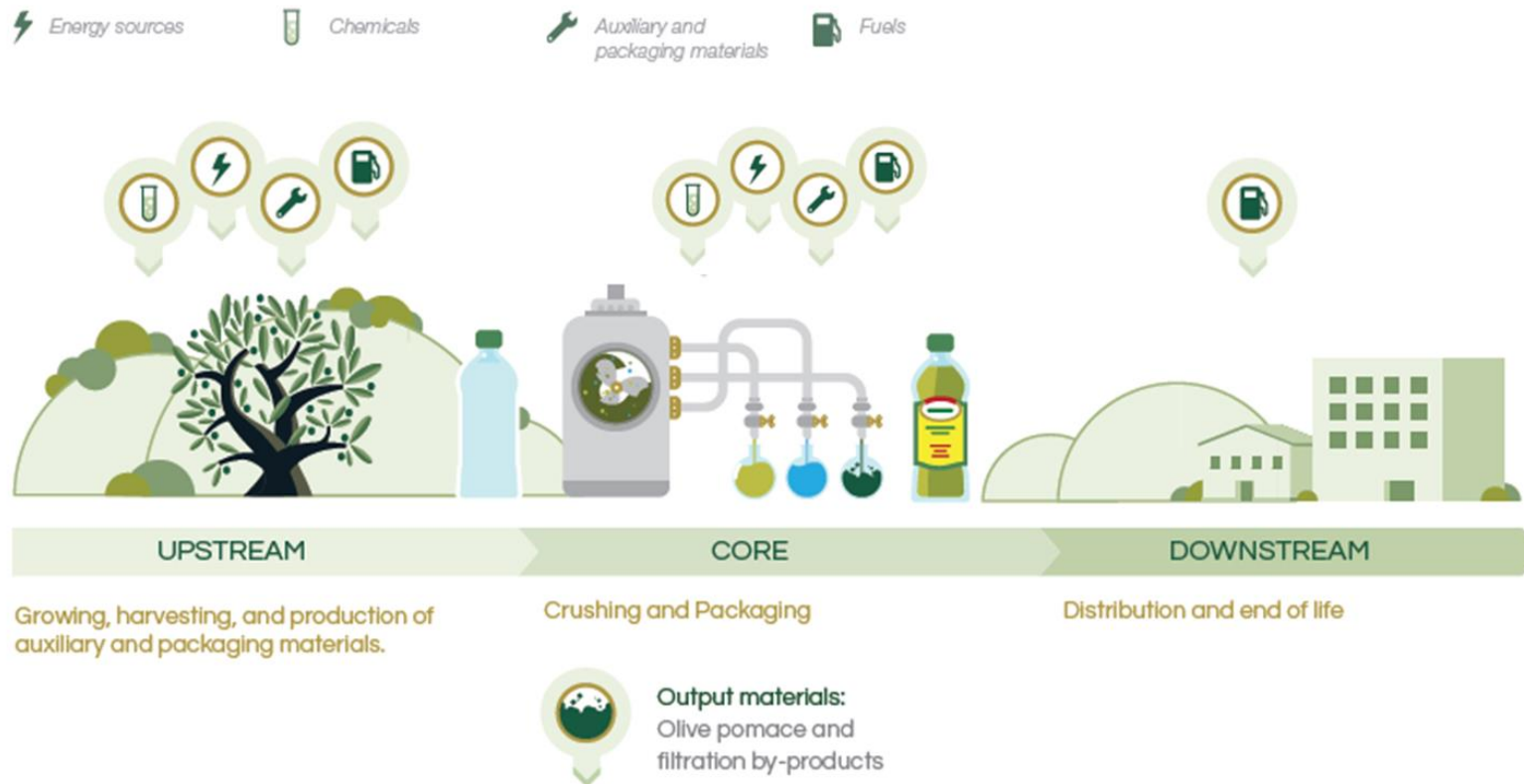
The Downstream phase includes the following processes:

- Transportation from the final production/ storage site to a distribution platform.
- Transportation to the retailer.
- Waste management.
- The use of the product. The recycling or disposal of the packaging/materials after use.

as well as the product labels and neck collar applied on the oil bottles, the shrink film and the adhesives applied to the pallet, they were not included for the cut-off rule (which excludes material flows of less than 1% of the total inventory).

04 *Calculation of environmental performance*

BOUNDARIES OF THE SYSTEM



04 *Calculation of environmental performance*

DATA QUALITY

The inventory analysis was carried out using specific data from: Monini S.p.A. and from the companies involved in the study regarding the cultivation and harvesting of the olives, oil extraction and storage, transport to the bottling site, packaging stage and distribution of the product.

Selected generic data were used from:

- Council Regulation (EC) No 834/2007 of 28 June 2007 on organic production and labelling of organic products and repealing Regulation (EEC) No 2092/91.

- The Methodology of the FAO Study: "global food losses and food waste - extent, causes and prevention" - FAO, 2011 by SIK - Swedish Institute for Food and Biotechnology, 2013.

- Eurostat,

<http://epp.eurostat.ec.europa.eu/portal/page/portal/eurostat/home>

- International databases (in particular Ecoinvent 3.7.1) for the production processes of semi-finished products, packaging materials, electrical and thermal energy and means of transport, as well as for water supply and end-of-life.

In accordance with the General Program Instructions of the International EPD® System, version 3.01 of 18/09/2019, the contribution of other generic data to the impact indicators is less than 10%.

In addition, transport distance data were calculated using the online Google Maps and Sea Rates calculator for land and sea transport distances respectively.

04 *Calculation of environmental performance*

CULTIVATION AND HARVESTING OF THE OLIVES

Puglia, Italy

In terms of Extra Virgin Olive Oil production, Puglia is Italy's leading olive oil producing region. The region's most productive provinces are those of Foggia, Bari and Barletta-Andria-Trani. On the plains of Tavoliere, the olive growing process is a form of specialized farming with a regular line configuration, incorporating an irrigation system with the vase pruning system, and harvesting is mainly performed using pneumatic combs.

The olive-growing techniques in the provinces of Bari and Barletta-Andria-Trani tend towards a more modern style of olive-growing, with the tree arrangements assuming an intensive and fairly regular configuration, and an average of about 300 trees/ha cultivated using the vase pruning system. Harvesting is performed

mechanically, using harvesting machinery.

Spain

In Spain there are two systems of cultivation: traditional and super intensive. The cultivars grown according to the traditional system are the Picual and Cornicabra varieties, which are still found in the areas of Jaen (Andalusia) and Toledo/Ciudad Real (Castilla la Mancha). With regard to the super intensive system, there are two cultivars, the Arbequina and Arbosana varieties, with reduced vegetative development, to the point that they are planted with a density of 1,600 - 2,000 trees/ha.

Super Intensive System is a technology of cultivation of olive trees which took origin in this Country in the early 90s and that

allows a considerable increase in profitability compared to conventional systems.

When they made the first plantations the doubts that arose on the new model of cultivation were many: planting lifetime, selection of a suitable area, choice of appropriate olives varieties, system of pruning, fertilization, irrigation, ...

The experience gained over the years in different situations has allowed us to refine the main technical criteria and to dispel the many initial doubts. The keys to the success of the super intensive system are: 100% mechanized harvest, the rapid entry into production (starting from 2nd-3rd year of the campaign), a consistently high profitability and Extra Virgin Olive Oil good quality.

04 *Calculation of environmental performance*

CULTIVATION AND HARVESTING OF THE OLIVES

Greece

In Greece, the areas dedicated to the cultivation of olive groves have increased steadily over the years, thanks to the planting of new high-density rows of 250-300 trees/ha. The olive groves involved in the production of olive oil have been widely used in many semi-mountainous and coastal areas. The Koroneiki olive is considered to be the best variety for the production of oil. Trees have a short trunk pruned sapling like. It has its origins in the

Korone area, in Messinia region, Peloponnese.

The tendency is to enhance production through mechanisation, land levelling and localised irrigation, using the wells belonging to the various farms.

The ancient olive groves with large centuries-old trees have been replaced by new and intensive plantations, while the more traditional plantations can still be found on the smaller islands and in the higher mountainous regions.

Portugal

Cultivation of the olive tree in Portugal has advanced considerably in recent decades thanks to the exploitation of EU funding. It predominantly involves intensive and super-intensive fully mechanised cultivation techniques, with the plant-by-plant-irrigation of three main cultivars, which, in order of importance, are the Arbequina, the Fenugreek and the Cobrançosa varieties.

04 *Calculation of environmental performance*

EXTRACTION OF THE OIL FROM THE OLIVES

Washing, crushing and malaxation

The Extra Virgin Olive Oil production technique is almost identical in all the considered Countries except for some difference due to local traditions.

Washing and pressing

When the olives arrive at the mill they are immersed in a tank of water or, in modern plants, in special washing machines that maintain forced water movement in order to improve the results of the operation. After washing, the next step is the crushing, which in modern continuous-cycle facilities is carried out using a hammer crusher. With this system, the pulp is broken down by the impacts of

high-speed rotary devices, and only in part by the mechanical action of the pit's fragments.

The processing is performed within an extremely short time frame.

Malaxation

Malaxation or mixing is an operation that follows crushing, the purpose of which is to break down the emulsion between water and oil, thus allowing the micelles of oil to merge into larger droplets, which tend to separate spontaneously from the water. This is performed in machines called mixers or maloxers. The technical reference parameters during the mixing

stage are the temperature and the duration. The temperature is critical for the yield in the subsequent extraction process and is closely related to the stability of the water-oil emulsion. With a low degree of emulsification, malaxation can be performed at temperatures slightly higher than the ambient temperature (from 22-24°C to 27°C); this is referred to as malaxation or cold extraction. With more stable emulsions, a more aggressive heating of the paste is required, with temperatures ranging from 27°C to 30°C. The yield of the extraction increases with the temperature of the malaxation, but the quality of the paste decreases once the temperature of 30°C is reached.

04 *Calculation of environmental performance*

EXTRACTION OF THE OIL FROM THE OLIVES

From malaxation to centrifugation

Centrifugation

The olive paste resulting from the malaxation process is subjected to centrifugation in a rotating conical drum, with a horizontal axis commonly referred to as a decanter.

Due to the different specific weights of water, oil, and olive pulp, the centrifugation separates them over 2 to 3 phases. The 3-phase decanter is the most consolidated and utilized type found in Italy.

In this case, three parts are separated by centrifugation:

- the olive pomace;
- the oil must, containing a small amount of water;

- the vegetation water, containing a small amount of oil.

This system requires the oil paste to be diluted in advance with mains water. The 2-phase decanter is widespread throughout Spain, Portugal and Greece, and differs from the 3-phase decanter due to the decreased use of water. The centrifugation process separates only two parts:

- the olive pomace and the vegetation water;
- the oil must, containing a small amount of water.

The oil must, obtained from the extraction, always contains a residual amount of water, which is separated by the effect of the different densities of the two liquids through decanting or centrifugation.

Vertical centrifugation is the system used in all plants to separate the oil from the water. In this process, which is performed in vertical centrifugal separators, both the oil must and the vegetation water obtained from the horizontal centrifugation are processed.

04 *Calculation of environmental performance*

PACKAGING OF THE OIL

From storage to shipment

Storage

Monini S.p.A. has about 170 storage tanks for a total capacity of 10,000,000 litres, all stainless steel, interconnected and equipped with electronic level probes in order to continuously monitor the quantities of oil contained and those transferred from one tank to another.

All the tanks are temperature controlled and are connected to an inert gas (nitrogen) distribution system that ensures optimal product preservation.

Filtering

Immediately before packaging the oils are subjected to a double filtration process.

Filtering does not alter the quality and nutritional characteristics of the oil, but rather ensures better preservation over time.

Packaging

Monini S.p.A. has 7 modern packaging lines, with a daily average bottling capacity of 200,000 litres, and a maximum capacity of 260,000 litres over 24 hours. They allow the oil to be bottled in 100ml,

250ml, 500ml, 1L, 3L, and 5L containers, in order to satisfy the various needs of the market.

Every packaging line is equipped with video cameras, which systematically detect any foreign bodies present within the containers, monitor the presence of the label and cap, and verify the production batch and the oil level of each single container.

Finally, ultra-modern automatic laser-guided shuttles transfer the pallets of packaged oil to the warehouse, where they will await final shipment.

04 *Calculation of environmental performance*

DISTRIBUTION AND USE PHASE

The final stages of the product's life cycle

Distribution

The product is distributed across Italy and the world. The transport distance was calculated based on the specific distance-weighted average for each bottle size.

Use phase

The use phase of extra virgin olive oil is excluded according to PCR, however a percentage of oil which may not be consumed or disposed, after cooking, has been considered. A loss of 4% of the oil

contained in the bottle was estimated, according to the 2013 study by Gustavsson et al, and in the calculation model it was considered that this quantity is treated in part by the municipal water purification system and in part sent to recovery.

End of life of packaging and oil

The end-of-life scenario for packaging has been modelled using official statistical data from ISPRA and Eurostat (referring to 2019) according to the recovery,

incineration and landfill disposal of the individual packaging materials. The waste disposal processes of landfill and incineration were taken from the Ecoinvent database and are specific to the packaging material; for the recycling process, only the assumed transport of 100 km with lorries with a capacity between 16 and 32 tonnes was considered.

04 *Calculation of environmental performance*

ENVIRONMENTAL PERFORMANCE

List of the impact categories

The environmental performance of Monini products, as indicated below, is based on the Life Cycle Assessment (LCA) methodology and was calculated in accordance with the ISO 14040 and 14044 standards, the international EPD® system and PCR 2010:07. The management and updating of the environmental data concerning the EPD® products are regulated by a special procedure within the Manual for the Monini management systems.

Environmental impact indicators

The purpose of the impact assessment is to highlight the extent of the environmental changes that occur due to the atmospheric emissions and resource consumption associated with the production activities. The fundamental objective is to attribute the consumption

and emission levels obtained during inventory to specific impact categories.

The list of impact categories is provided below

Consumption of resources

Calculation of the amounts of energy resources used throughout the entire life cycle of the products.

These are divided into primary (renewable and non-renewable) and secondary energy sources, as well as water consumption.

Global warming

This is caused by the presence of greenhouse gases in the atmosphere, which absorb the infrared radiation emitted by the earth, thus resulting in an average temperature increase. The anthropogenic greenhouse gas which

causes most concern is CO₂. The method for characterizing the impacts of greenhouse substances is based on that of the Intergovernmental Panel on Climate Change (IPCC), which uses kilograms of equivalent CO₂ over a time frame of 100 years (GWP 100 years, Global Warming Potential) as an impact indicator. GWP is based on a relative scale that compares the gas in question to an equal mass of CO₂, whose GWP is by definition equal to 1. CO₂ of biogenic origin has not been taken.

04 *Calculation of environmental performance*

ENVIRONMENTAL PERFORMANCE

List of the impact categories

Formation of photochemical smog

This is a phenomenon typical of peak hours in big cities, quite pronounced in the summertime, when the sun's rays cause the unburned hydrocarbons and nitrogen oxides present in the exhaust fumes to react, thus resulting in harmful ozone. The method for characterizing the impact of photo-chemical smog is based on that of the United Nations Economic Commission for Europe, which uses kg of equivalent C_2H_4 as an impact indicator. POCP is based on a relative scale, which compares the substance in question to an equal mass of equivalent C_2H_4 , the POCP of which is by definition equal to 1.

Acidification

The acidification indicator is linked to the emission of certain acidifying substances

into the atmosphere, such as nitrogen oxides and sulphur oxides, which cause the pH of lakes, forests and oceans to decrease. The method for characterizing acidification impacts is based on that of the Leiden Environmental Sciences Centre, NL (CML), which uses kg of equivalent SO_2 (AP, Acidification Potential) as an impact indicator. AP is based on a relative scale which compares the substance in question to an equal mass of equivalent SO_2 , whose AP is by definition equal to 1.

Eutrophication

Indicates a condition an over-abundance of nitrates and phosphates in an aquatic environment, which causes the proliferation of microscopic algae and, in turn, increased bacterial activity; the

consequent lowering of oxygen in surface waters and in the soil causes a degradation of the environment which has become asphyxiated and, in the long term, results in the death of fish. The method for characterizing the impacts of eutrophication is based on that of the Leiden Environmental Sciences Centre, NL (CML), which uses kg of PO_4 as an impact indicator (NP, Nutrification Potential). NP is based on a relative scale, which compares the substance in question to an equal mass of PO_4 , whose NP is by definition equal to 1.

Land use

This category concerns the effects following the conversion or occupation of land. The impact is expressed in m^2 per year.

04 *Calculation of environmental performance*

ENVIRONMENTAL PERFORMANCE

Monini Delicato Extra Virgin Oil

EVALUATION METHOD







The calculation method adopted for the LCA study underlying this EPD® is the one described by PCR 2010:07, CPC Division 21537: Virgin olive oil and its fractions; version 3.0.

The characterisation factors, used to convert the data from the life cycle inventory analysis into impact categories, are listed on the International EPD® System website.

04 *Calculation of environmental performance*

ENVIRONMENTAL PERFORMANCE

Monini Delicato Extra Virgin Oil 1-litre glass bottle







PARAMETERS Environmental impacts		UPSTREAM		CORE		DOWNSTREAM		LIFE CYCLE
		 Olive cultivation	 Packaging & other materials production	 Olive oil extraction	 Filtration brightening and packaging	 Distribution	 End of life	
	Unit							
GWP, fossil	kg CO ₂ eq	2,7968	0,2714	0,0550	0,1211	0,2117	0,0063	3,4623
GWP, biogenic	kg CO ₂ eq	0,0009	0,0005	0,0005	0,00004	0,00001	0,0013	0,0032
GWP, Land use and land transformation	kg CO ₂ eq	0,0008	0,0077	0,000043	0,000001	0,000002	0,0000001	0,0085
TOTAL Global Warming Potential	kg CO₂ eq	2,7985	0,2796	0,0555	0,1212	0,2117	0,0075	3,4740
Acidification potential	kg SO ₂ eq	0,0342	0,0009	0,0004	0,0007	0,0011	0,0000	0,0374
Eutrophication potential	kg PO ₄ --- eq	0,0296	0,0002	0,0002	0,0001	0,0002	0,0000	0,0303
Formation potential of tropospheric ozone	kg NMVOC eq	0,0191	0,0006	0,0004	0,0007	0,0012	0,0000	0,0221
Abiotic depletion potential – Elements	g Sb eq	0,0001523	0,0000016	0,000000003	0,000000005	0,00000001	0,000000003	0,000154
Abiotic depletion potential – Fossil fuels	MJ	24,8752	5,2212	0,7017	1,7247	3,0254	0,0817	35,6298
Water scarcity potential	m ³ eq.	31,5386	0,0964	0,1115	0,0369	0,000	0,000	31,7828

Environmental impact in reference to the functional unit of the 1-litre bottle of Delicato Extra Virgin Olive Oil and its packaging

04 *Calculation of environmental performance*

ENVIRONMENTAL PERFORMANCE

Monini Delicato Extra Virgin Oil 1-litre glass bottle







PARAMETERS Use of resources		UPSTREAM			CORE	DOWNSTREAM		LIFE CYCLE
		 Olive cultivation	 Packaging & other materials production	 Olive oil extraction	 Filtration brightening and packaging	 Distribution	 End of life	
	Unit							
Primary energy resources –Renewable Used as energy carriers	MJ	0.80380	0.42703	0.08224	0.19711	0.00444	0.00040	1.52
Primary energy resources –Renewable Used as raw materials	MJ	0.08990	0.15220	0.01390	0.00093	0.00092	0.00014	0.2580
Primary energy resources –Renewable TOTAL	MJ	0.8937	0.5792	0.0961	0.1980	0.0054	0.0005	1.7730
Primary energy resources –Non-renewable Used as energy carriers	MJ	27.66	6.14	0.96	1.84	3.22	0.09	38.18
Primary energy resources –Non-renewable Used as raw materials	MJ	0.00017	0.0112	0.000002	0.0000002	0.0000003	0.0000000	0.0113
Primary energy resources –Non-renewable TOTAL	MJ	27.66	6.15	0.96	1.84	3.22	0.09	38.19
Secondary material	Kg	0	0.20025	0	0	0	0	0.20025
Renewable secondary fuels	MJ	0	0	0	0	0	0	0
Non-renewable secondary fuels	MJ	0	0	0	0	0	0	0
Net use of fresh water	m ³	0.89563	0.00119	0.00100	0.000	0.000	0.000	0.89778

Environmental impact in reference to the functional unit of the 1-litre bottle of Delicato Extra Virgin Olive Oil and its packaging

04 *Calculation of environmental performance*

ENVIRONMENTAL PERFORMANCE

Monini Delicato Extra Virgin Oil 1-litre glass bottle

PARAMETERS Waste and output flows, other indicators		UPSTREAM			CORE	DOWNSTREAM		LIFE CYCLE
		 Olive cultivation	 Packaging & other materials production	 Olive oil extraction	 Filtration brightening and packaging	 Distribution	 End of life	
	Unit							
Non-hazardous waste disposed	Kg	0	0	0	0	0	0	0
Hazardous waste disposed	Kg	0	0	0	0	0	0	0
Radioactive waste disposed	Kg	0,000162	0,000010	0,000003	0,000012	0,000022	0,000001	0,000210
Components for reuse	Kg	0	0	0	0	0	0	0
Materials for recycling	Kg	0	0	0	0	0	0,3499	0,3499
Materials for energy recovery	Kg	0	0	0	0	0	0	0
Exported energy, electricity	MJ	0	0	0	0	0	0	0
Exported energy, thermal	MJ	0	0	0	0	0	0	0
Land use	m ² a	114,27	0,0391	0,0057	0,0011	0,0002	0,0001	114,31
By-products	Kg	0	0	6,70	0	0	0	6,70







Environmental impact in reference to the functional unit of the 1-litre bottle of Delicato Extra Virgin Olive Oil and its packaging

NOTE: Hazardous and non-hazardous waste is only declared if treatment takes place outside the system boundaries. The amount of radioactive waste comes from the use of nuclear energy in the national electricity generation mix of different countries throughout the life cycle.

04 *Calculation of environmental performance*

ENVIRONMENTAL PERFORMANCE 100% ITALIANO

Monini Delicato Extra Virgin Oil 100% ITA 1-litre glass bottle







PARAMETERS Environmental impacts		UPSTREAM		CORE		DOWNSTREAM		LIFE CYCLE
		 Olive cultivation	 Packaging & other materials production	 Olive oil extraction	 Filtration brightening and packaging	 Distribution	 End of life	
	Unit							
GWP, fossil	kg CO ₂ eq	1.5859	0.2698	0.0790	0.0717	0.2117	0.0063	2.2244
GWP, biogenic	kg CO ₂ eq	0.0003	0.0005	0.0007	0.00003	0.00001	0.0013	0.0029
GWP, Land use and land transformation	kg CO ₂ eq	0.0001	0.0043	0.000003	0.000001	0.000002	0.0000001	0.0044
TOTAL Global Warming Potential	kg CO₂ eq	1.5863	0.2746	0.0798	0.0718	0.2117	0.0075	2.2316
Acidification potential	kg SO ₂ eq	0.0239	0.0009	0.0005	0.0003	0.0011	0.0000	0.0267
Eutrophication potential	kg PO ₄ --- eq	0.0649	0.0002	0.0002	0.0000	0.0002	0.0000	0.0655
Formation potential of tropospheric ozone	kg NMVOC eq	0.0058	0.0006	0.0006	0.0003	0.0012	0.0000	0.0086
Abiotic depletion potential – Elements	g Sb eq	0.0000015	0.0000016	0.000000001	0.000000003	0.00000001	0.0000000003	0.000003
Abiotic depletion potential – Fossil fuels	MJ	8.5449	5.2045	1.0103	1.0259	3.0254	0.0817	18.8926
Water scarcity potential	m ³ eq.	1.4477	0.0903	0.0494	0.0370	0.000	0.000	1.6238

Environmental impact in reference to the functional unit of the 1-litre bottle of Delicato Extra Virgin Olive Oil and its packaging

04 Calculation of environmental performance

ENVIRONMENTAL PERFORMANCE 100% ITALIANO

Monini Delicato Extra Virgin Oil 100% ITA 1-litre glass bottle







PARAMETERS Use of resources	Unit	UPSTREAM			CORE	DOWNSTREAM		CICLO DI VITA
		 Olive cultivation	 Packaging & other materials production	 Olive oil extraction	 Filtration brightening and packaging	 Distribution	 End of life	
Primary energy resources –Renewable Used as energy carriers	MJ	1,27744	0,38775	0,06957	0,19610	0,00444	0,00040	1,94
Primary energy resources –Renewable Used as raw materials	MJ	0,02999	0,15610	0,00990	0,00072	0,00092	0,00014	0,1978
Primary energy resources –Renewable TOTAL	MJ	1,3074	0,5438	0,0795	0,1968	0,0054	0,0005	2,1335
Primary energy resources –Non-renewable Used as energy carriers	MJ	9,55	6,12	1,31	1,10	3,22	0,09	20,35
Primary energy resources –Non-renewable Used as raw materials	MJ	0,00001	0,0064	0,000001	0,0000002	0,0000003	0,0000000	0,0064
Primary energy resources –Non-renewable TOTAL	MJ	9,55	6,13	1,31	1,10	3,22	0,09	20,36
Secondary material	Kg	0	0,20025	0	0	0	0	0,20025
Renewable secondary fuels	MJ	0	0	0	0	0	0	0
Non-renewable secondary fuels	MJ	0	0	0	0	0	0	0
Net use of fresh water	m ³	0,02646	0,00119	0,00032	0,000	0,000	0,000	0,02793

Environmental impact in reference to the functional unit of the 1-litre bottle of Delicato Extra Virgin Olive Oil and its packaging

04 *Calculation of environmental performance*

ENVIRONMENTAL PERFORMANCE 100%ITALIANO

Monini Delicato Extra Virgin Oil 100% ITA 1-litre glass bottle

PARAMETERS Waste and output flows, other indicators	Unit	UPSTREAM			CORE	DOWNSTREAM		CICLO DI VITA
		 Olive cultivation	 Packaging & other materials production	 Olive oil extraction	 Filtration brightening and packaging	 Distribution	 End of life	
Non-hazardous waste disposed	Kg	0	0	0	0	0	0	0
Hazardous waste disposed	Kg	0	0	0	0	0	0	0
Radioactive waste disposed	Kg	0.000051	0.000010	0.000003	0.000007	0.000022	0.000001	0.000094
Components for reuse	Kg	0	0	0	0	0	0	0
Materials for recycling	Kg	0	0	0	0	0	0.3499	0.3499
Materials for energy recovery	Kg	0	0	0	0	0	0	0
Exported energy, electricity	MJ	0	0	0	0	0	0	0
Exported energy, thermal	MJ	0	0	0	0	0	0	0
Land use	m ² a	6.46	0.0377	0.0260	0.0010	0.0002	0.0001	6.52
By-products	Kg	0	0	4.44	0	0	0	4.44







Environmental impact in reference to the functional unit of the 1-litre bottle of Delicato Extra Virgin Olive Oil and its packaging

NOTE: Hazardous and non-hazardous waste is only declared if treatment takes place outside the system boundaries. The amount of radioactive waste comes from the use of nuclear energy in the national electricity generation mix of different countries throughout the life cycle.

04 *Calculation of environmental performance*

ENVIRONMENTAL PERFORMANCE

Monini Delicato Extra Virgin Oil 0.75-litre glass bottle







PARAMETERS Environmental impacts		UPSTREAM		CORE		DOWNSTREAM		LIFE CYCLE
		 Olive cultivation	 Packaging & other materials production	 Olive oil extraction	 Filtration brightening and packaging	 Distribution	 End of life	
	Unit							
GWP, fossil	kg CO ₂ eq	2,7970	0,3317	0,0550	0,1346	0,1758	0,0058	3,4999
GWP, biogenic	kg CO ₂ eq	0,0009	0,0006	0,0005	0,00004	0,00001	0,0012	0,0031
GWP, Land use and land transformation	kg CO ₂ eq	0,0008	0,0090	0,000043	0,000001	0,000001	0,0000001	0,0098
TOTAL Global Warming Potential	kg CO₂ eq	2,7987	0,3412	0,0555	0,1346	0,1758	0,0070	3,5129
Acidification potential	kg SO ₂ eq	0,0342	0,0011	0,0004	0,0007	0,0014	0,0000	0,0379
Eutrophication potential	kg PO ₄ --- eq	0,0296	0,0003	0,0002	0,0001	0,0002	0,0000	0,0304
Formation potential of tropospheric ozone	kg NMVOC eq	0,0191	0,0008	0,0004	0,0008	0,0014	0,0000	0,0225
Abiotic depletion potential – Elements	g Sb eq	0,0001523	0,0000021	0,000000003	0,000000005	0,00000001	0,0000000002	0,000154
Abiotic depletion potential – Fossil fuels	MJ	24,8770	6,3972	0,7017	1,9178	2,4849	0,0757	36,4544
Water scarcity potential	m ³ eq.	31,5409	0,1155	0,1115	0,0368	0,000	0,000	31,8043

Environmental impact in reference to the functional unit of the 0.75-litre bottle of Delicato Extra Virgin Olive Oil and its packaging

04 *Calculation of environmental performance*

ENVIRONMENTAL PERFORMANCE

Monini Delicato Extra Virgin Oil 0.75-litre glass bottle







PARAMETERS Use of resources	Unit	UPSTREAM			CORE	DOWNSTREAM		CICLO DI VITA
		 Olive cultivation	 Packaging & other materials production	 Olive oil extraction	 Filtration brightening and packaging	 Distribution	 End of life	
Primary energy resources –Renewable Used as energy carriers	MJ	0.80386	0.45077	0.08225	0.19741	0.00361	0.00039	1.54
Primary energy resources –Renewable Used as raw materials	MJ	0.08991	0.14192	0.01390	0.00099	0.00075	0.00013	0.2476
Primary energy resources –Renewable TOTAL	MJ	0.8938	0.5927	0.0962	0.1984	0.0044	0.0005	1.7859
Primary energy resources –Non-renewable Used as energy carriers	MJ	27.66	7.52	0.96	2.05	2.64	0.08	39.10
Primary energy resources –Non-renewable Used as raw materials	MJ	0.00017	0.0131	0.000002	0.0000003	0.0000003	0.0000000	0.0133
Primary energy resources –Non-renewable TOTAL	MJ	27.66	7.53	0.96	2.05	2.64	0.08	39.11
Secondary material	Kg	0	0.18135	0	0	0	0	0.18135
Renewable secondary fuels	MJ	0	0	0	0	0	0	0
Non-renewable secondary fuels	MJ	0	0	0	0	0	0	0
Net use of fresh water	m ³	0.89569	0.00146	0.00100	0.000	0.000	0.000	0.89812

Environmental impact in reference to the functional unit of the 0.75-litre bottle of Delicato Extra Virgin Olive Oil and its packaging

04 *Calculation of environmental performance*

ENVIRONMENTAL PERFORMANCE

Monini Delicato Extra Virgin Oil 0.75-litre glass bottle

PARAMETERS Waste and output flows, other indicators	Unit	UPSTREAM		CORE		DOWNSTREAM		CICLO DI VITA
		 Olive cultivation	 Packaging & other materials production	 Olive oil extraction	 Filtration brightening and packaging	 Distribution	 End of life	
Non-hazardous waste disposed	Kg	0	0	0	0	0	0	0
Hazardous waste disposed	Kg	0	0	0	0	0	0	0
Radioactive waste disposed	Kg	0,000162	0,000012	0,000003	0,000013	0,000018	0,000001	0,000210
Components for reuse	Kg	0	0	0	0	0	0	0
Materials for recycling	Kg	0	0	0	0	0	0,3146	0,3146
Materials for energy recovery	Kg	0	0	0	0	0	0	0
Exported energy, electricity	MJ	0	0	0	0	0	0	0
Exported energy, thermal	MJ	0	0	0	0	0	0	0
Land use	m ² a	114,28	0,0373	0,0057	0,0011	0,0002	0,0001	114,32
By-products	Kg	0	0	6,70	0	0	0	6,70







Environmental impact in reference to the functional unit of the 0.75-litre bottle of Delicato Extra Virgin Olive Oil and its packaging

NOTE: Hazardous and non-hazardous waste is only declared if treatment takes place outside the system boundaries. The amount of radioactive waste comes from the use of nuclear energy in the national electricity generation mix of different countries throughout the life cycle

04 *Calculation of environmental performance*

ENVIRONMENTAL PERFORMANCE 100% ITALIANO

Monini Delicato Extra Virgin Oil 100% ITA 0.75-litre glass bottle







PARAMETERS Environmental impacts		UPSTREAM		CORE		DOWNSTREAM		LIFE CYCLE
		 Olive cultivation	 Packaging & other materials production	 Olive oil extraction	 Filtration brightening and packaging	 Distribution	 End of life	
	Unit							
GWP, fossil	kg CO ₂ eq	1.5860	0.3300	0.0791	0.0852	0.1758	0.0058	2.2619
GWP, biogenic	kg CO ₂ eq	0.0003	0.0006	0.0007	0.00003	0.00001	0.0012	0.0028
GWP, Land use and land transformation	kg CO ₂ eq	0.0001	0.0056	0.000003	0.000001	0.000001	0.0000001	0.0057
TOTAL Global Warming Potential	kg CO₂ eq	1.5864	0.3362	0.0798	0.0852	0.1758	0.0070	2.2704
Acidification potential	kg SO ₂ eq	0.0239	0.0011	0.0005	0.0003	0.0014	0.0000	0.0272
Eutrophication potential	kg PO ₄ --- eq	0.0649	0.0003	0.0002	0.0001	0.0002	0.0000	0.0656
Formation potential of tropospheric ozone	kg NMVOC eq	0.0058	0.0007	0.0006	0.0004	0.0014	0.0000	0.0090
Abiotic depletion potential – Elements	g Sb eq	0.0000015	0.0000021	0.000000001	0.000000003	0.00000001	0.0000000002	0.000004
Abiotic depletion potential – Fossil fuels	MJ	8.5455	6.3806	1.0103	1.2189	2.4849	0.0757	19.7160
Water scarcity potential	m ³ eq.	1.4478	0.1094	0.0494	0.0370	0.000	0.000	1.6431

Environmental impact in reference to the functional unit of the 0.75-litre bottle of Delicato Extra Virgin Olive Oil and its packaging

04 *Calculation of environmental performance*

ENVIRONMENTAL PERFORMANCE 100% ITALIANO

Monini Delicato Extra Virgin Oil 100% ITA 0.75-litre glass bottle







PARAMETERS Use of resources	Unit	UPSTREAM			CORE	DOWNSTREAM		CICLO DI VITA
		 Olive cultivation	 Packaging & other materials production	 Olive oil extraction	 Filtration brightening and packaging	 Distribution	 End of life	
Primary energy resources –Renewable Used as energy carriers	MJ	1.27754	0.41150	0.06958	0.19640	0.00361	0.00039	1.96
Primary energy resources –Renewable Used as raw materials	MJ	0.02999	0.14582	0.00990	0.00078	0.00075	0.00013	0.1874
Primary energy resources –Renewable TOTAL	MJ	1.3075	0.5573	0.0795	0.1972	0.0044	0.0005	2.1464
Primary energy resources –Non-renewable Used as energy carriers	MJ	9.55	7.50	1.31	1.31	2.64	0.08	21.27
Primary energy resources –Non-renewable Used as raw materials	MJ	0.00001	0.0083	0.000001	0.0000002	0.0000003	0.0000000	0.0084
Primary energy resources –Non-renewable TOTAL	MJ	9.55	7.51	1.31	1.31	2.64	0.08	21.28
Secondary material	Kg	0	0.18135	0	0	0	0	0.18135
Renewable secondary fuels	MJ	0	0	0	0	0	0	0
Non-renewable secondary fuels	MJ	0	0	0	0	0	0	0
Net use of fresh water	m ³	0.02646	0.00146	0.00032	0.000	0.000	0.000	0.02820

Environmental impact in reference to the functional unit of the 0.75-litre bottle of Delicato Extra Virgin Olive Oil and its packaging

04 *Calculation of environmental performance*

ENVIRONMENTAL PERFORMANCE 100%ITALIANO

Monini Delicato Extra Virgin Oil 100% ITA 0.75-litre glass bottle

PARAMETERS Waste and output flows, other indicators		UPSTREAM		CORE		DOWNSTREAM		CICLO DI VITA
		 Olive cultivation	 Packaging & other materials production	 Olive oil extraction	 Filtration brightening and packaging	 Distribution	 End of life	
	Unit							
Non-hazardous waste disposed	Kg	0	0	0	0	0	0	0
Hazardous waste disposed	Kg	0	0	0	0	0	0	0
Radioactive waste disposed	Kg	0,000051	0,000012	0,000003	0,000008	0,000018	0,000001	0,000094
Components for reuse	Kg	0	0	0	0	0	0	0
Materials for recycling	Kg	0	0	0	0	0	0,3146	0,3146
Materials for energy recovery	Kg	0	0	0	0	0	0	0
Exported energy, electricity	MJ	0	0	0	0	0	0	0
Exported energy, thermal	MJ	0	0	0	0	0	0	0
Land use	m ² a	6,46	0,0359	0,0260	0,0010	0,0002	0,0001	6,52
By-products	Kg	0	0	4,44	0	0	0	4,44







Environmental impact in reference to the functional unit of the 0.75-litre bottle of Delicato Extra Virgin Olive Oil and its packaging.

NOTE: Hazardous and non-hazardous waste is only declared if treatment takes place outside the system boundaries. The amount of radioactive waste comes from the use of nuclear energy in the national electricity generation mix of different countries throughout the life cycle

04 *Calculation of environmental performance*

ENVIRONMENTAL PERFORMANCE

Monini Delicato Extra Virgin Oil 0.5-litre glass bottle







PARAMETERS Environmental impacts		UPSTREAM		CORE		DOWNSTREAM		LIFE CYCLE
		 Olive cultivation	 Packaging & other materials production	 Olive oil extraction	 Filtration brightening and packaging	 Distribution	 End of life	
	Unit							
GWP, fossil	kg CO ₂ eq	2.7968	0.4913	0.0550	0.1455	0.3315	0.0062	3.8262
GWP, biogenic	kg CO ₂ eq	0.0009	0.0009	0.0005	0.00004	0.00001	0.0015	0.0039
GWP, Land use and land transformation	kg CO ₂ eq	0.0008	0.0115	0.000043	0.000001	0.000003	0.0000001	0.0123
TOTAL Global Warming Potential	kg CO₂ eq	2.7985	0.5037	0.0555	0.1455	0.3315	0.0078	3.8424
Acidification potential	kg SO ₂ eq	0.0342	0.0014	0.0004	0.0008	0.0018	0.0000	0.0386
Eutrophication potential	kg PO ₄ --- eq	0.0296	0.0005	0.0002	0.0001	0.0003	0.0000	0.0307
Formation potential of tropospheric ozone	kg NMVOC eq	0.0191	0.0010	0.0004	0.0008	0.0019	0.0001	0.0233
Abiotic depletion potential – Elements	g Sb eq	0.0001523	0.0000030	0.000000003	0.000000006	0.000000001	0.0000000003	0.000155
Abiotic depletion potential – Fossil fuels	MJ	24.8752	9.0332	0.7017	2.0743	4.7366	0.0887	41.5096
Water scarcity potential	m ³ eq.	31.5386	0.0884	0.1115	0.0368	0.000	0.000	31.7744

Environmental impact in reference to the functional unit of the 0.5-litre bottle of Delicato Extra Virgin Olive Oil and its packaging

04 *Calculation of environmental performance*

ENVIRONMENTAL PERFORMANCE

Monini Delicato Extra Virgin Oil 0.5-litre glass bottle







PARAMETERS Use of resources	Unit	UPSTREAM			CORE	DOWNSTREAM		CICLO DI VITA
		 Olive cultivation	 Packaging & other materials production	 Olive oil extraction	 Filtration brightening and packaging	 Distribution	 End of life	
Primary energy resources –Renewable Used as energy carriers	MJ	0,80380	0,55235	0,08224	0,19763	0,00695	0,00054	1,64
Primary energy resources –Renewable Used as raw materials	MJ	0,08990	0,21756	0,01390	0,00104	0,00144	0,00018	0,3240
Primary energy resources –Renewable TOTAL	MJ	0,8937	0,7699	0,0961	0,1987	0,0084	0,0007	1,9675
Primary energy resources –Non-renewable Used as energy carriers	MJ	27,66	10,87	0,96	2,22	5,04	0,09	44,52
Primary energy resources –Non-renewable Used as raw materials	MJ	0,00017	0,0169	0,000002	0,0000003	0,0000005	0,0000000	0,0171
Primary energy resources –Non-renewable TOTAL	MJ	27,66	10,89	0,96	2,22	5,04	0,09	44,54
Secondary material	Kg	0	0,176	0	0	0	0	0,176
Renewable secondary fuels	MJ	0	0	0	0	0	0	0
Non-renewable secondary fuels	MJ	0	0	0	0	0	0	0
Net use of fresh water	m ³	0,89563	0,00243	0,00100	0,000	0,000	0,000	0,89903

Environmental impact in reference to the functional unit of the 0.5-litre bottle of Delicato Extra Virgin Olive Oil and its packaging

04 *Calculation of environmental performance*

ENVIRONMENTAL PERFORMANCE

Monini Delicato Extra Virgin Oil 0.5-litre glass bottle

PARAMETERS Waste and output flows, other indicators		UPSTREAM		CORE		DOWNSTREAM		CICLO DI VITA
		 Olive cultivation	 Packaging & other materials production	 Olive oil extraction	 Filtration brightening and packaging	 Distribution	 End of life	
	Unit							
Non-hazardous waste disposed	Kg	0	0	0	0	0	0	0
Hazardous waste disposed	Kg	0	0	0	0	0	0	0
Radioactive waste disposed	Kg	0,000162	0,000023	0,000003	0,000014	0,000034	0,000001	0,000238
Components for reuse	Kg	0	0	0	0	0	0	0
Materials for recycling	Kg	0	0	0	0	0	0,2465	0,2465
Materials for energy recovery	Kg	0	0	0	0	0	0	0
Exported energy, electricity	MJ	0	0	0	0	0	0	0
Exported energy, thermal	MJ	0	0	0	0	0	0	0
Land use	m ² a	114,27	0,0578	0,0057	0,0011	0,0004	0,0002	114,33
By-products	Kg	0	0	6,70	0	0	0	6,70







Environmental impact in reference to the functional unit of the 0.5-litre bottle of Delicato Extra Virgin Olive Oil and its packaging

NOTE: Hazardous and non-hazardous waste is only declared if treatment takes place outside the system boundaries. The amount of radioactive waste comes from the use of nuclear energy in the national electricity generation mix of different countries throughout the life cycle.

04 *Calculation of environmental performance*

ENVIRONMENTAL PERFORMANCE 100% ITALIANO

Monini Delicato Extra Virgin Oil 100% ITA 0.5-litre glass bottle







PARAMETERS Environmental impacts	Unit	UPSTREAM		CORE		DOWNSTREAM		LIFE CYCLE
		 Olive cultivation	 Packaging & other materials production	 Olive oil extraction	 Filtration brightening and packaging	 Distribution	 End of life	
GWP, fossil	kg CO ₂ eq	1.5859	0.4896	0.0790	0.0961	0.3315	0.0062	2.5883
GWP, biogenic	kg CO ₂ eq	0.0003	0.0009	0.0007	0.00004	0.00001	0.0015	0.0035
GWP, Land use and land transformation	kg CO ₂ eq	0.0001	0.0081	0.000003	0.000001	0.000003	0.0000001	0.0082
TOTAL Global Warming Potential	kg CO₂ eq	1.5863	0.4987	0.0798	0.0961	0.3315	0.0078	2.6001
Acidification potential	kg SO ₂ eq	0.0239	0.0014	0.0005	0.0004	0.0018	0.0000	0.0279
Eutrophication potential	kg PO ₄ --- eq	0.0649	0.0005	0.0002	0.0001	0.0003	0.0000	0.0659
Formation potential of tropospheric ozone	kg NMVOC eq	0.0058	0.0010	0.0006	0.0004	0.0019	0.0001	0.0098
Abiotic depletion potential – Elements	g Sb eq	0.0000015	0.0000030	0.000000001	0.000000004	0.00000001	0.000000003	0.000005
Abiotic depletion potential – Fossil fuels	MJ	8.5449	9.0166	1.0103	1.3754	4.7366	0.0887	24.7724
Water scarcity potential	m ³ eq.	1.4477	0.0824	0.0494	0.0369	0.000	0.000	1.6154

Environmental impact in reference to the functional unit of the 0.5-litre bottle of Delicato Extra Virgin Olive Oil and its packaging

04 *Calculation of environmental performance*

ENVIRONMENTAL PERFORMANCE 100% ITALIANO

Monini Delicato Extra Virgin Oil 100% ITA 0.5-litre glass bottle







PARAMETERS Use of resources	Unit	UPSTREAM			CORE	DOWNSTREAM		CICLO DI VITA
		 Olive cultivation	 Packaging & other materials production	 Olive oil extraction	 Filtration brightening and packaging	 Distribution	 End of life	
Primary energy resources –Renewable Used as energy carriers	MJ	1.27744	0.51307	0.06957	0.19661	0.00695	0.00054	2.06
Primary energy resources –Renewable Used as raw materials	MJ	0.02999	0.22145	0.00990	0.00083	0.00144	0.00018	0.2638
Primary energy resources –Renewable TOTAL	MJ	1.3074	0.7345	0.0795	0.1974	0.0084	0.0007	2.3280
Primary energy resources –Non-renewable Used as energy carriers	MJ	9.55	10.86	1.31	1.47	5.04	0.09	26.69
Primary energy resources –Non-renewable Used as raw materials	MJ	0.00001	0.0121	0.000001	0.0000002	0.0000005	0.0000000	0.0121
Primary energy resources –Non-renewable TOTAL	MJ	9.55	10.87	1.31	1.47	5.04	0.09	26.70
Secondary material	Kg	0	0.176	0	0	0	0	0.176
Renewable secondary fuels	MJ	0	0	0	0	0	0	0
Non-renewable secondary fuels	MJ	0	0	0	0	0	0	0
Net use of fresh water	m ³	0.02646	0.00243	0.00032	0.000	0.000	0.000	0.02919

Environmental impact in reference to the functional unit of the 0.5-litre bottle of Delicato Extra Virgin Olive Oil and its packaging

04 *Calculation of environmental performance*

ENVIRONMENTAL PERFORMANCE 100%ITALIANO

Monini Delicato Extra Virgin Oil 100% ITA 0.5-litre glass bottle

PARAMETERS Waste and output flows, other indicators	Unit	UPSTREAM		CORE		DOWNSTREAM		CICLO DI VITA
		 Olive cultivation	 Packaging & other materials production	 Olive oil extraction	 Filtration brightening and packaging	 Distribution	 End of life	
Non-hazardous waste disposed	Kg	0	0	0	0	0	0	0
Hazardous waste disposed	Kg	0	0	0	0	0	0	0
Radioactive waste disposed	Kg	0,000051	0,000023	0,000003	0,000009	0,000034	0,000001	0,000122
Components for reuse	Kg	0	0	0	0	0	0	0
Materials for recycling	Kg	0	0	0	0	0	0,2465	0,2465
Materials for energy recovery	Kg	0	0	0	0	0	0	0
Exported energy, electricity	MJ	0	0	0	0	0	0	0
Exported energy, thermal	MJ	0	0	0	0	0	0	0
Land use	m ² a	6,46	0,0564	0,0260	0,0010	0,0004	0,0002	6,54
By-products	Kg	0	0	4,44	0	0	0	4,44

Environmental impact in reference to the functional unit of the 0.5-litre bottle of Delicato Extra Virgin Olive Oil and its packaging

NOTE: Hazardous and non-hazardous waste is only declared if treatment takes place outside the system boundaries. The amount of radioactive waste comes from the use of nuclear energy in the national electricity generation mix of different countries throughout the life cycle

05 *Changes compared to the previous version*

CHANGES COMPARED TO THE PREVIOUS VERSION










Some improvements have been made to the LCA study of olive oil, which have led to the updating of the values of the various impact indicators analysed; for example, water extraction and emission has been regionalised according to the countries where olive growing and oil extraction take place.

First of all, the Ecoinvent database has been modified, updated from version 3.6 used previously to version 3.7.1; furthermore, specific calculation of emissions from the application of fertilisers and phytosanitary products takes into account the characteristic fluctuations of cultivation operations.

Compared to the previous year, most of the comparable impact indicators show a decrease, with the exception of Acidification and Eutrophication; in addition, products packaged with 100% Italian blend have been added to the previous statement.










06 Additional Information

CERTIFICATIONS Monini S.p.A.

Site	Typology		Certifying body	Year of issue
Production unit	ORTHODOX UNION	Kosher Certification		1992
Production unit	DOP	Production and packaging DOP Umbria		1998
Production unit	ISO 9001:2015	Standard for the management of Quality Systems		1999
Production unit	BIO	production and packaging of organic products		2001
Production unit	British Retail Consortium	hygienic and sanitary safety of private label food products		2004
Production unit	International Food Standard	hygienic and sanitary safety of private label food products		2006
Production unit	ISO 22000:2018	Food Safety Management Systems		2010
Production unit	EPD: Monini Extra Virgin Oil "Granfruttato"; "Classico" "Delicato"	Environmental Product		2012
Monini "Bios" chain	Organic Products Certificate of Conformity IBD-Brazil	Production of raw materials and packaging of organic products		2012

06 Additional Information

CERTIFICATIONS Monini S.p.A.

Site	Typology		Certifying body	Year of issue
Production unit	HALAL	Standard: HIA-01, HAS 23201 AND MS 1500 HALAL GUIDELINES & STANDARDS		2013
Monini products	EPD: Monini Extra Virgin Oil "BIOS" "DOP Umbria"	Environmental Declaration of Product (EPD®)		2014
Production unit	JAS Organic Products Certificate of Conformity - Japan	Organic manufacturing and packaging		2016
Monini Chain	Certificate of Conformity of organic products OFDC-China	Organic manufacturing and packaging		2016
Production unit	HALAL	Standard: GSO 2055-1 – MUIS-HC-S001 Thailand		2018
Production unit	ISO 45001:2018	Occupational health and safety management systems		2018
Production unit	ISO 22005:2008	Traceability system in agri-food chains		2020
Production unit	Extra virgin Consortium Of Quality "CEQ"	Traceability system in agri-food chains Technical Product Specification "Extra Virgin Olive Oil Quality CEQ".		2020
Production unit	BRCGS Global Standard Food Safety Issue 8	Module 13 - FSMA Preventive Controls Preparedness		2021

06 *Additional Information*

ENVIRONMENTAL INFORMATION ADDITIONAL

The packaging used by Monini for DELICATO Extra Virgin Olive Oil is recyclable. In addition, the 1 litre and 0.75 litre bottles contain an average of 45% recycled glass, while the 0.50 litre bottle contains an average of 55% recycled glass.

06 *Additional Information*

INFORMATION

Contacts

Monini S.p.A.

Vania Massari
e-mail: vania.massari@monini.com

Ambiente Italia Srl

Simona Canzanelli
e-mail: simona.canzanelli@ambienteitalia.it

Contract management for EPD® validation

Bureau Veritas Italia S.p.A.

For further information

Monini S.p.A.

www.monini.com

International EPD® system

www.environdec.com

06 *Additional Information*

VERIFICATION

Product Category Rules (PCR): PCR 2010:07, CPC Division 21537: Virgin olive oil and its fractions; version 3.0
PCR review conducted by: The Technical Committee of the International EPD® System Chair: Adriana del Borghi, info@environdec.com
Independent third-party verification of declaration and data, in accordance with ISO 14025:2006 <input type="checkbox"/> EPD® process certification <input checked="" type="checkbox"/> EPD® verification
Third-party verifier: Ugo Pretato - Individual Verifier Approved by: The Technical Committee of the International EPD® System
The procedure of data follow-up during the validity of the EPD includes the third-party verifier: <input checked="" type="checkbox"/> Yes <input type="checkbox"/> No

EPDs within the same product category but from different programmes may not be comparable, nor are EPDs within the same product category and programme but differing in packaging format.

The holder of the EPD® has exclusive ownership, obligations and responsibilities regarding the EPD® itself.

06 *Additional Information*

REFERENCES

1. ISO 14040:2006 Environmental management - Life cycle assessment - Principles and framework
2. ISO 14044:2018 Environmental management - Life cycle assessment - Requirements and guidance
3. General Programme Instructions for Environmental Product Declarations, version 3.01 of 2013-09-19
4. Gustavsson et al., The methodology of the FAO study: "Global Food Losses and Food Waste - extent, causes and prevention"- FAO, 2011 From SIK - The Swedish Institute for Food and Biotechnology, 2013
5. PCR 2010:07, CPC Division 21537: Virgin olive oil and its fractions; version 3.0
6. Life cycle assessment of Monini Extra Virgin Olive Oil - LCA report; Ambiente Italia S.r.l. updated in February 2022
7. ISPRA waste report 2020 - 2019 data
8. CONAI, General programme for the prevention and management of packaging and packaging waste - Final general report 2017
9. Association of Issuing Bodies, European residual mixes 2020

More information: website: International Olive Oil Council.

Eurostat (2018 data on packaging end-of-life)

www.environdec.com