

# ENVIRONMENTAL PRODUCT DECLARATION

## Fixative paints

DAW Italia GmbH & Co KG

InnenGrund

Acryl-Hydrosol

Acryl-Konsolidierung



DEUTSCHE  
AMPHIBOLIN-WERKE  
VON ROBERT MURJAHN



**EPD Programme:** International EPD System ([www.environdec.com](http://www.environdec.com))

**Programme operator:** EPD International AB

**Reference GPI:** General Programme Instructions IES v3.01

**Reference standard:** ISO 14025, EN 15804:2012+A1:2013

**Reference PCR:** PCR 2012:01 v2.33

**Code CPC:** 3511 (Paints and varnishes and related products)

**Registration number:** S-P-02253

**Geographical region:** Italy

**Publication date:** 2020/10/05

**Revision date:** 2021/10/11

**Valid until:** 2025/09/21



## Contents

1. Introduction.....	3
2. Environmental Information .....	7
3. Environmental impact indicator .....	11
4. Differences from previous versions .....	15
5. Contact and other information .....	16
6. Bibliography.....	17

# 1. Introduction

DAW Italia is working on quantifying the environmental impact of its products to improve their technical and environmental performance. For these reasons, the company has considered it essential to study and evaluate its products most in demand on the market, in order to communicate their environmental performance to its customers.

## The company

The Italian headquarters of the DAW group, born in Germany in 1895, is one of the leading manufacturers of paints, varnishes and technological solutions for the building industry in Europe. It was established in 1969 in Rome and moved to its current headquarters in Milan in 2001.

DAW Italy is a multi-brand reality, with the aim of responding to the needs of different types of customers with three highly specialized brands, united by the common mission of developing and offering products and services characterized by qualitative excellence and constant innovation. DAW's mission has always been to bring technological innovation to the professional construction sector through the development of products and solutions that always guarantee the highest quality standard and contribute to energy saving, improvement of living comfort and environmental protection. The DAW Group, through all its divisions, pursues a sustainability strategy based on three pillars:

1. Company. Sustainable management of all business activities and processes, from research and development to the purchase of raw materials, from workplace safety to energy consumption.
2. Products. Development of innovative and high quality products, compatible with the environment, capable of improving living comfort, always with the attention to the health and well-being of consumers.
3. Construction. Support and commitment in spreading the culture of sustainable construction, from the design phase to the construction phase, with particular attention to energy saving, pollution reduction and maintenance of the value of buildings over time.

DAW Italia is certified with ISO 9001 in the field of quality and ISO 14001 in the field of environmental protection.



Figure 1: DAW Italia.

## The products

This study concerns a group of 3 Caparol fixative paints which can be grouped into three different sub-categories:


- 1) Water-based primer for interiors based on acrylic copolymers (Innengrund);
- 2) Transparent acrylic primer for exteriors and interiors (Acryl-Hydrosol);
- 3) High penetration acrylic consolidator and insulator for non-cohesive mineral surfaces (Acryl-Konsolidierung).

### *Innengrund*



Uniforming and consolidating pigmented primer with excellent adhesion and consolidating capacity on new or slightly dusty substrates. It evens the absorption and improves the aspect of the finishing coats. Recommended as smooth tinted primer.

### *Acryl-Hydrosol*



Transparent water-based consolidating primer, free of solvents, odorless, for longer open-time of subsequent paintings. Suitable for interior and exterior, to even out the absorption of mineral plasters and concrete. It can be used on absorbent and chalking substrates.

### *Acryl-Konsolidierung*



High penetration water-based acrylic consolidating primer for interiors and exteriors. Free of solvents, odorless, for longer open-time of subsequent paintings, specific for gypsum and plasterboard.

## Production process

Innengrund, Acryl-Hydrosol, Acryl-Konsolidierung are formulated in the Vermezzo con Zelo plant by DAW Italy. The production cycle of the products under study can be summarized by the following flow chart:

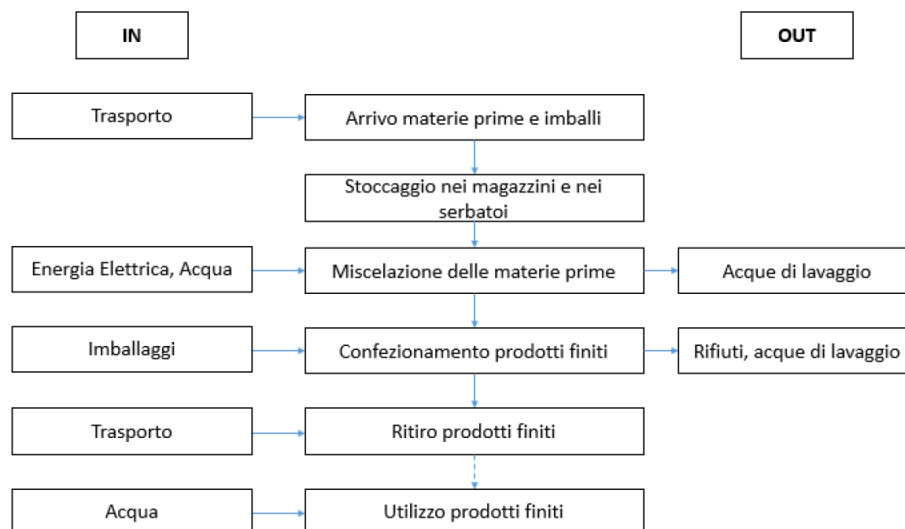


Figure 2: Flow chart of the production cycle..

During the use phase of the products, water is added to the products to make them ready for use.

The composition for each of the products analyzed and the relative packaging are shown below.

		Innengrund	Acryl-Hydrosol	Acryl-Konsolidierung
Prodotto sfuso	Resine/dispersioni	22.92%	36.80%	68.72%
	Acqua	28.42%	54.37%	22.49%
	Pigmenti e cariche	37.59%	0.00%	0.00%
	Additivi	2.67%	0.37%	0.41%
Imballo	Secchio in PP	3.79%	5.44%	5.39%
	Maniglia in acciaio	0.38%	0.00%	0.00%
	Film in PE	0.07%	0.05%	0.05%
	Pallet di legno	4.16%	2.98%	2.94%
	<b>Totale</b>	<b>100%</b>	<b>100%</b>	<b>100%</b>

Table 1: Composition of products and packaging.

Table 2 shows the technical information of each product analyzed.

Product	Coverage (m <sup>2</sup> /kg)	Density (kg/L)	VOC (g/L)
Innengrund	13.8	1.38	20.9
Acryl-Hydrosol	6.06	1.01	2.1
Acryl-Konsolidierung	10.2	1.02	6.1

Table 2: Technical information of products analyzed.

In addition, the indication of the hazardous substances pursuant to Reg. 1272/2008 (CLP) present within the categories of raw materials used, as required by the reference PCR 2012:01 v2.33, is shown below. To calculate the maximum quantity found in the product, the concentration value from SDS

was taken and multiplied by the highest concentration of the raw material category among the various products. The remaining raw materials used do not contain dangerous substances and have not been reported.

Components	Substances	% from SDS	% max in the product	CAS	Classification
<b>Resin/ dispersion</b>	Silicic acid, potassium salt	≥25-≤40	16	1312-76-1	H315, H318
	5-cloro-2-metil-2H-isotiazol-3-one; 2-metil-2H isotiazol-3-one (3:1)	< 0.0014	0.0011	55965-84-9	H301, H310, H314, H318, H317, H330, H400, H410
	Isotridecanol Ethoxylated	1-4.5	3.6	-	H302, H318
	2-bromo-2-nitropropan-1,3-diolo	< 0.05	0.04	52-51-7	H302, H312, H315, H318, H335, H400
	Ethylbenzene	< 0.0015	0.0012	100-41-4	H225, H304, H332, H373
<b>Additives</b>	2-methylisothiazol-3(2H)-one	3-5	0.25	2682-20-4	H301, H311, H314, H318, H317, H330, H400, H410
	1,2-benzisothiazolin-3-one	3-5	0.25	2634-33-5	H302, H315, H318, H317, H400
	Maleic acid, polymer with diisobutene, sodium salt	25	1.25	37199-81-8	H319
	Gliossale	< 0,01	0.0005	107-22-2	H315, H319, H317, H332, H341

*Table 3: Hazardous substances present in the products.*



## 2. Environmental Information

### Declared unit

The declared unit taken into consideration is 1 kg of paint, together with its packaging, which allows you to paint a certain internal wall surface.

### System boundaries

This study is a "from cradle to gate with options" analysis. The PCR 2012: 01 v2.33 and the standard EN 15804 used identify the following phases for the life cycle of a construction product:

BUILDING LIFE CYCLE INFORMATION																SUPPLEMENTARY INFO
PRODUCT STAGE			CONSTRUCTION PROCESS STAGE		USE STAGE							END OF LIFE STAGE				BENEFIT AND LOAD
A1	A2	A3	A4	A5	B1	B2	B3	B4	B5	B6	B7	C1	C2	C3	C4	D
Raw materials supply	Transport	Manufacturing	Transport	Construction and installation	Use	Maintenance	Repair	Replacement	refurbishment	operational energy use	operational water use	de-construction / demolition	Transport	Waste processing	Disposal	reuse, recovery or recycling
X	X	X	X	X	nd	nd	nd	nd	nd	nd	nd	nd	nd	nd	nd	nd

Table 4: Information modules for the evaluation of construction products according to the EN15804 standard.

The *upstream* processes include the extraction and production of raw material for all the main components, the impacts due to the production of electricity, and the production of primary, secondary and tertiary packaging.

The *core* processes include the transport of materials to the production site, the assembly of the final product, the treatment of waste generated at the production site, and the impacts due to the production of electricity used in the module.

The *downstream* processes include transport for the distribution of the finished product, the use of resources to prepare the product and the end of life of the packaging.

The phase of application and drafting of the paint is excluded from the boundaries of the system because it consists of a manual operation of negligible impact. The use modules (B1-B7) were excluded because they were influenced by the conditions in which the products are used and the application surface. The modules relating to the end of life (C1-C4) were not considered as they concern processes, such as demolition and transport, which may vary outside the control of the company. The phase relating to recycling and energy recovery (D) is not applicable to the type of

product being evaluated, which is not considered recyclable as it is not possible to separate the color film from the supporting plaster.

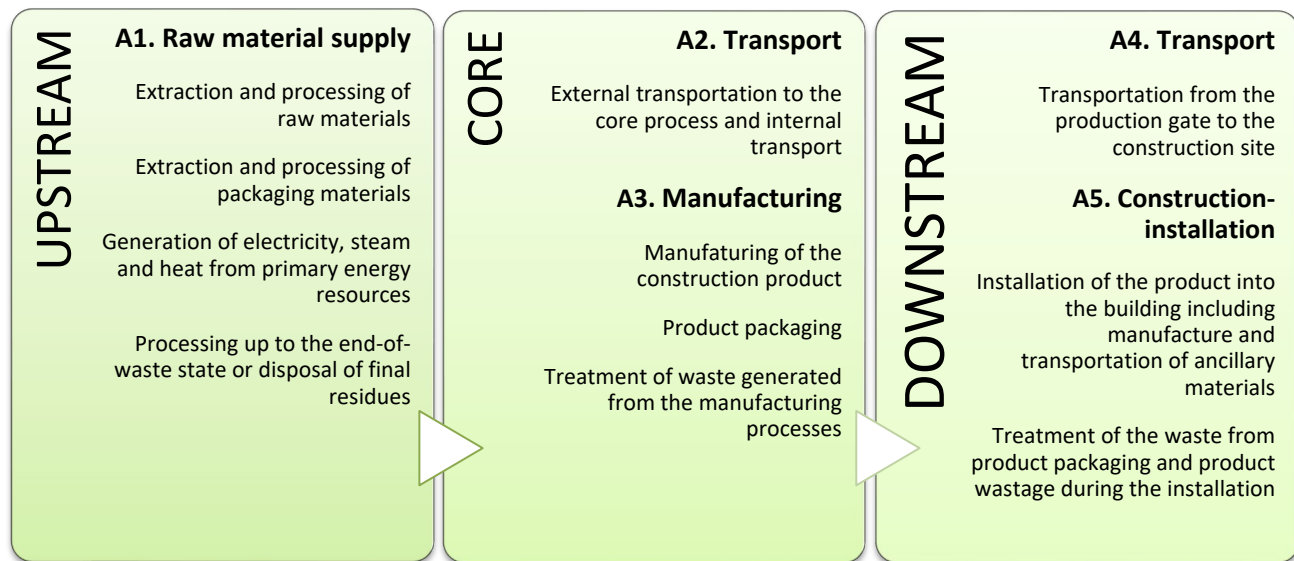


Figure 3: LCA system boundaries of 1kg of paint according to PCR 2012:01 v2.33.

## Time boundaries

The primary data were provided by DAW Italy and refer to the year 2020. The secondary data come from the ecoinvent v3.7 database published in 2021.

## Geographic representativeness

The DAW Italia production site is located in the Municipality of Vermezzo con Zelo, in the Province of Milan. Raw materials are purchased from various suppliers throughout Europe, although most of the suppliers are located on the national territory and on Germany. Packaging is purchased in about 80% of cases from suppliers in the country, the remaining 20% is purchased from German suppliers. The finished products object of this study are all formulated in Vermezzo con Zelo plant and are sold in the national territory.

Since the product is sold in Italy, the distribution scenario considers the sales of the reference year.

## Boundaries in the life cycle

As expressed by the PCR 2012: 01 v2.33, the following processes are excluded from the LCA:

- construction of the company's buildings;
- production of work equipment;
- production of capital goods;
- personnel activities.



Infrastructures, when present, such as processes deriving from the ecoinvent database have not been excluded.

## **Data quality**

Both primary and secondary data were used in the present study. Primary data are collected by DAW Italia in a continuously updated internal management system and provided through the compilation of questionnaires and direct communications; when primary data is not available, secondary data is used.

The ecoinvent v3.7 database, allocation, cut-off by classification and literature data are used for the secondary data used in the study. The ecoinvent database is available in the SimaPro 9.2 software used for the calculations.

The life cycle analysis must consider at least 99% of the total mass and energy flows of the product and its packaging. Proxy data can be used in case data gaps exist, as long as their contribution in the environmental performance assessment does not exceed 10% for each main impact category.

## **Allocation rules**

Allocation represents the allocation procedure according to which the inputs and outputs of the system are divided among the different products in order to reflect the underlying physical relationships.

The processes that affect the environmental profile of the product during its life cycle must be allocated within the life cycle module in which the process takes place. In this way, the sum of the allocated inflows and outflows corresponds to the sum of the incoming and outgoing flows: double counting is avoided and no omission of incoming and outgoing flows occurs.

For virgin resources, raw materials and production processes are included. No allocation is made for materials subject to recycling. The recycling process is included for the input of recycled resources. Outputs subject to recycling are considered inputs for the next life cycle.

In this study, the data relating to energy and water consumption and waste produced, emissions into the atmosphere and water discharges were attributed based on the quantity of finished product formulated, adopting the mass criterion, obtained by comparing the consumption data per year with the total of kg of finished products formulated in the reference year.

The product formulation process involves the use of virgin raw materials and no waste is produced which is subsequently re-entered into the production cycle. Virgin packaging is used for the packaging phase. For these reasons, no end of life allocation was made.

Furthermore, during the study all the material inputs of the production process were evaluated, therefore no cut-off rules were applied.

## **Environmental impact indicators**

In assessing the impact of the product, the information obtained from the inventory analysis is aggregated according to the effects relating to the various environmental issues. The method defined by the PCR 2012: 01 v2.33 was used to assess the environmental performance of the products.

The carbon neutrality approach is adopted for atmospheric CO<sub>2</sub> emissions from materials of biogenic origin. With this approach, it is assumed that all atmospheric CO<sub>2</sub> emissions absorbed during the process will be released into the air during the end-of-life phase. In practice, neither sequestrations nor CO<sub>2</sub> emissions related to materials of biological origin are evaluated, assuming a net carbon sequestration equal to zero.

## **Inventory**

This study is based on primary data for the fundamental aspects of the study, such as composition of finished products (for instance type and quantity of different ingredients), the distances to supply raw materials, ingredients and packaging, company consumption (water, electricity and waste produced), and their quantities in the product, the distribution of the finished product and the application on site. Primary data were collected by questionnaire, exchange of e-mails with reference company personnel, and safety data sheets of raw materials and finished products.

The secondary data are used for all processes for which primary data are not available, for example the production of individual components and packaging, the processing of some raw materials and the disposal of packaging. Reference has been made to the database ecoinvent v.3.7, cut-off by classification.

As foreseen by the PCR 2012: 01 v2.33 the use of generic data (proxy data) has been limited and their contribution does not exceed 10% of the overall impact of the impact categories considered, as can be seen in the Annex 1 of the LCA report.

All the material inputs of the production process were evaluated. No cut-off rules were applied.

### 3. Environmental impact indicator

In the following tables are available the indicators of the environmental impact of the life cycle of 1 kg of paint for each product analyzed, as required by the PCR 2012: 01 v2.33.

The environmental indicators indicated by the PCR 2012: 01 v2.33 consist of:

- Impact categories: global warming, ozone depletion, acidification, eutrophication, photochemical ozone creation, depletion of abiotic resources, depletion of abiotic resources (fossil);
- Resource use indicators: resource consumption (renewable and non-renewable), use of secondary material, use of secondary fuels (renewable and non-renewable), use of water;
- Waste indicators: hazardous waste, non-hazardous waste and radioactive waste.

Impact categories come from the baseline CML and non-baseline CML methods.

The indicators are divided into the contribution of the processes to the different product phases: *upstream* processes (A1), relating to the procurement of raw materials, *core* processes (A2, A3) relating respectively to the transport of raw materials, to the production site, and to the production and packaging, and *downstream* processes (A4, A5) relating to distribution, product application and packaging disposal.

## Innengrund



1 KG INNENGRUND		u.m.	Total	A1	A2	A3	A4	A5
Impact categories	Global warming (GWP100a)	kg CO <sub>2</sub> eq	1.39E+00	1.17E+00	7.38E-02	4.17E-02	5.26E-02	5.42E-02
	Ozone depletion (ODP)	Kg CFC <sup>-11</sup>	1.85E-07	1.56E-07	1.34E-08	5.04E-09	9.55E-09	2.65E-10
	Acidification	kg SO <sub>2</sub> eq	1.16E-02	1.10E-02	2.61E-04	1.16E-04	1.86E-04	1.40E-05
	Eutrophication	kg PO <sub>4</sub> <sup>3-</sup> eq	2.09E-03	1.81E-03	5.29E-05	5.88E-05	3.77E-05	1.28E-04
	Photochemical ozone creation	kg C <sub>2</sub> H <sub>4</sub> eq	1.70E-03	1.67E-03	9.32E-06	6.76E-06	6.64E-06	8.57E-07
	Depletion of abiotic resources	kg Sb eq	1.32E-05	1.26E-05	2.68E-07	8.07E-08	1.91E-07	5.42E-09
	Depletion of abiotic resources, fossil	MJ	2.24E+01	1.98E+01	1.10E+00	6.03E-01	7.85E-01	2.30E-02
Use of resources	Renewable resources, energy	MJ	2.69E+00	2.63E+00	1.52E-02	2.44E-02	1.08E-02	7.02E-04
	Renewable resources, raw materials	MJ	0.00E+00	0.00E+00	0.00E+00	0.00E+00	0.00E+00	0.00E+00
	Renewable resources, total	MJ	2.69E+00	2.63E+00	1.52E-02	2.44E-02	1.08E-02	7.02E-04
	Non renewable resources, energy	MJ	2.92E-04	2.43E-04	2.32E-05	8.42E-06	1.65E-05	3.16E-07
	Non renewable resources, raw materials	MJ	2.45E+01	2.19E+01	1.13E+00	6.10E-01	8.03E-01	2.41E-02
	Non renewable resources, total	MJ	2.45E+01	2.19E+01	1.13E+00	6.10E-01	8.03E-01	2.41E-02
	Use of secondary material	kg	0.00E+00	0.00E+00	0.00E+00	0.00E+00	0.00E+00	0.00E+00
	Use of renewable secondary fuels	MJ	0.00E+00	0.00E+00	0.00E+00	0.00E+00	0.00E+00	0.00E+00
	Use of non renewable secondary fuels	MJ	0.00E+00	0.00E+00	0.00E+00	0.00E+00	0.00E+00	0.00E+00
	Use of net fresh water	m <sup>3</sup>	2.06E-02	1.98E-02	1.22E-04	4.16E-04	8.67E-05	2.23E-04
Waste	Hazardous waste	kg	4.92E-03	3.85E-03	6.30E-05	3.72E-04	4.49E-05	5.95E-04
	Non hazardous waste	kg	4.94E-01	3.59E-01	5.40E-02	9.75E-03	3.84E-02	3.29E-02
	Radioactive waste	kg	0.00E+00	0.00E+00	0.00E+00	0.00E+00	0.00E+00	0.00E+00

Table 5: Results of the characterization of 1 kg di Innengrund.

## Acryl-Hydrosol



1 KG ACRYL-HYDROSOL		u.m.	Total	A1	A2	A3	A4	A5
Impact categories	Global warming (GWP100a)	kg CO <sub>2</sub> eq	8.34E-01	6.72E-01	2.53E-02	4.17E-02	5.26E-02	4.24E-02
	Ozone depletion (ODP)	Kg CFC <sup>11</sup>	1.26E-07	1.06E-07	4.60E-09	5.05E-09	9.55E-09	2.35E-10
	Acidification	kg SO <sub>2</sub> eq	7.82E-03	7.42E-03	8.96E-05	1.16E-04	1.86E-04	1.25E-05
	Eutrophication	kg PO <sub>4</sub> <sup>3-</sup> eq	1.42E-03	1.20E-03	1.81E-05	5.89E-05	3.77E-05	1.02E-04
	Photochemical ozone creation	kg C <sub>2</sub> H <sub>4</sub> eq	4.15E-04	3.98E-04	3.20E-06	6.76E-06	6.64E-06	7.16E-07
	Depletion of abiotic resources	kg Sb eq	1.13E-05	1.09E-05	9.21E-08	8.07E-08	1.91E-07	4.91E-09
	Depletion of abiotic resources, fossil	MJ	1.44E+01	1.26E+01	3.78E-01	6.03E-01	7.85E-01	1.98E-02
Use of resources	Renewable resources, energy	MJ	1.68E+00	1.64E+00	5.21E-03	2.44E-02	1.08E-02	7.20E-04
	Renewable resources, raw materials	MJ	0.00E+00	0.00E+00	0.00E+00	0.00E+00	0.00E+00	0.00E+00
	Renewable resources, total	MJ	1.68E+00	1.64E+00	5.21E-03	2.44E-02	1.08E-02	7.20E-04
	Non renewable resources, energy	MJ	1.91E-04	1.58E-04	7.96E-06	8.42E-06	1.65E-05	2.99E-07
	Non renewable resources, raw materials	MJ	1.60E+01	1.42E+01	3.87E-01	6.11E-01	8.03E-01	2.11E-02
	Non renewable resources, total	MJ	1.60E+01	1.42E+01	3.87E-01	6.11E-01	8.03E-01	2.11E-02
	Use of secondary material	kg	0.00E+00	0.00E+00	0.00E+00	0.00E+00	0.00E+00	0.00E+00
	Use of renewable secondary fuels	MJ	0.00E+00	0.00E+00	0.00E+00	0.00E+00	0.00E+00	0.00E+00
	Use of non renewable secondary fuels	MJ	0.00E+00	0.00E+00	0.00E+00	0.00E+00	0.00E+00	0.00E+00
	Use of net fresh water	m <sup>3</sup>	1.63E-02	1.54E-02	4.18E-05	4.16E-04	8.67E-05	3.18E-04
Waste	Hazardous waste	kg	3.12E-03	2.40E-03	2.16E-05	3.72E-04	4.49E-05	2.79E-04
	Non hazardous waste	kg	3.42E-01	2.51E-01	1.85E-02	9.75E-03	3.84E-02	2.43E-02
	Radioactive waste	kg	0.00E+00	0.00E+00	0.00E+00	0.00E+00	0.00E+00	0.00E+00

Table 6: Results of the characterization of 1 kg di Acryl-Hydrosol.

## Acryl-Konsolidierung



1 KG ACRYL-KONSOLIDIERUNG		u.m.	Total	A1	A2	A3	A4	A5
Impact categories	Global warming (GWP100a)	kg CO <sub>2</sub> eq	1.29E+00	1.08E+00	6.82E-02	4.17E-02	5.26E-02	4.20E-02
	Ozone depletion (ODP)	Kg CFC <sup>-11</sup>	1.70E-07	1.43E-07	1.24E-08	5.05E-09	9.55E-09	2.32E-10
	Acidification	kg SO <sub>2</sub> eq	1.36E-02	1.31E-02	2.42E-04	1.16E-04	1.86E-04	1.24E-05
	Eutrophication	kg PO <sub>4</sub> <sup>3-</sup> eq	2.24E-03	2.00E-03	4.89E-05	5.89E-05	3.77E-05	1.01E-04
	Photochemical ozone creation	kg C <sub>2</sub> H <sub>4</sub> eq	7.23E-04	7.01E-04	8.62E-06	6.76E-06	6.64E-06	7.08E-07
	Depletion of abiotic resources	kg Sb eq	1.77E-05	1.72E-05	2.48E-07	8.07E-08	1.91E-07	4.85E-09
	Depletion of abiotic resources, fossil	MJ	2.14E+01	1.90E+01	1.02E+00	6.03E-01	7.85E-01	1.96E-02
Use of resources	Renewable resources, energy	MJ	2.21E+00	2.16E+00	1.40E-02	2.44E-02	1.08E-02	7.12E-04
	Renewable resources, raw materials	MJ	0.00E+00	0.00E+00	0.00E+00	0.00E+00	0.00E+00	0.00E+00
	Renewable resources, total	MJ	2.21E+00	2.16E+00	1.40E-02	2.44E-02	1.08E-02	7.12E-04
	Non renewable resources, energy	MJ	2.65E-04	2.18E-04	2.14E-05	8.42E-06	1.65E-05	2.95E-07
	Non renewable resources, raw materials	MJ	2.40E+01	2.15E+01	1.04E+00	6.11E-01	8.03E-01	2.08E-02
	Non renewable resources, total	MJ	2.40E+01	2.15E+01	1.04E+00	6.11E-01	8.03E-01	2.08E-02
	Use of secondary material	kg	0.00E+00	0.00E+00	0.00E+00	0.00E+00	0.00E+00	0.00E+00
	Use of renewable secondary fuels	MJ	0.00E+00	0.00E+00	0.00E+00	0.00E+00	0.00E+00	0.00E+00
	Use of non renewable secondary fuels	MJ	0.00E+00	0.00E+00	0.00E+00	0.00E+00	0.00E+00	0.00E+00
	Use of net fresh water	m <sup>3</sup>	2.68E-02	2.59E-02	1.13E-04	4.16E-04	8.67E-05	3.14E-04
Waste	Hazardous waste	kg	4.92E-03	4.17E-03	5.82E-05	3.72E-04	4.49E-05	2.76E-04
	Non hazardous waste	kg	5.75E-01	4.53E-01	4.99E-02	9.75E-03	3.84E-02	2.40E-02
	Radioactive waste	kg	0.00E+00	0.00E+00	0.00E+00	0.00E+00	0.00E+00	0.00E+00

Table 7: Results of the characterization of 1 kg di Acryl-Konsolidierung.



## 4. Differences from previous versions

### Revision of 6-10-2021

Compared to the previous version of this EPD:

1. The PCR 2012: 01 v2.32, which expired on 31-12-20, have been replaced by the PCR 2012: 01 v2.33, valid until 31-12-21.
2. The ecoinvent v3.7 database and the SimaPro 9.2 software were used.
3. Descriptions of analyzed products have been added.
4. Modeling and LCA results take into account all product formats.
5. Regarding the upstream processes:
  - the weight of the handle was considered in full, when present in the considered format;
  - the dispersing agent component was modeled on the basis of the information contained in the safety data sheet;
6. Regarding the core processes: the data relating to emissions into the atmosphere (total dust and VOC) deriving from the mixing of raw materials have not been included, because they are not available.
7. Regarding the downstream processes: for the transport phase of the finished product (national distribution) the company sales statistics were considered divided by macro area, each identified by a kilometer average.

## 5. Contact and other information

### DAW Italia contacts

The LCA study and this EPD were carried out by DAW Italia, in collaboration with 2B Srl ([www.to-be.it](http://www.to-be.it)).

The company references are:

Lissi Andrea

DAW Italia, the owner of the EPD has sole ownership and responsibility of the EPD

Largo Murjahn, 1 - 20071 Vermezzo con Zelo (MI)

e-mail: [Andrea.Lissi@dawitalia.it](mailto:Andrea.Lissi@dawitalia.it)

web-site: [www.dawitalia.it/](http://www.dawitalia.it/)

### Verify e registration

EPD programme: International EPD System, <a href="http://www.environdec.com">www.environdec.com</a> Programme operator: EPD International AB, Box 210 60, SE-100 31 Stockholm, Sweden, <a href="mailto:info@environdec.com">info@environdec.com</a>
Product category rules (PCR): PCR 2012:01 v2.33 "Construction product and construct services" CPC code: 3511 (Paints and varnishes and related products)
PCR review was conducted by: The Technical Committee of the International EPD® System. Review chair: Massimo Marino ( <a href="mailto:info@environdec.com">info@environdec.com</a> ). The review panel may be contacted via the Secretariat <a href="http://www.environdec.com/contact">www.environdec.com/contact</a> .
Independent third-party verification of the declaration and data, according to ISO 14025:2006: <input checked="" type="checkbox"/> External <input type="checkbox"/> Internal covering <input type="checkbox"/> EPD process certification <input checked="" type="checkbox"/> EPD verification
Third party verifier: Certiquality SRL, Via Gaetano Giardino, 4, 20123 Milano (MI), 02 806 9171 <i>In case of certification bodies</i> Accredited by: Accredia con accreditamento 003H rev. 15 <i>In case of individual verifiers</i> Approved by: The International EPD® System Technical Committee, supported by the Secretariat
Procedure for follow-up during EPD validity involves third party verifier: <input checked="" type="checkbox"/> Yes <input type="checkbox"/> No

*Environmental product declarations within the same product category from different programs may not be comparable.*

*EPDs of construction products may not be comparable if they do not comply with EN 15804.*

## 6. Bibliography

- ISO 14025:2006. Environmental labels and declarations, type 3 environmental declarations, principles and procedures ([www.iso.org](http://www.iso.org)).
- ISO 14040/14044:2021. ISO series on Life Cycle Assessment (Valutazione del ciclo di vita), UNI EN ISO 14040:2021 e 14044:2021 ([www.iso.org](http://www.iso.org)).
- PCR 2012:01 v2.33 “Costruction product and costruction services”, Product Category Rules (PCR) for preparing an environmental product declaration (EPD) for construction products and construction services, the Swedish Environmental Management Council ([www.environdec.com](http://www.environdec.com)).
- EN 15804:2012+A1:2013, Sustainability of construction works. Environmental product declarations. Core rules for the product category of construction products, dated 2014-02-28.
- Ecoinvent, 2021. Swiss Centre for Life Cycle Assessment, v3.7 ([www.ecoinvent.ch](http://www.ecoinvent.ch)).
- PRé Consultants, 2021. Software SimaPro versione 9.2 ([www.pre.nl](http://www.pre.nl)).
- IEC, 2019. International EPD Cooperation (IEC), General Programme Instructions for Environmental Product Declaration EPD, Version 3.01, dated 2017-09-18. Swedish Environmental Management Council ([www.environdec.com](http://www.environdec.com)).
- ISPRA, 2020. Rapporto Rifiuti Urbani. ([www.isprambiente.gov.it](http://www.isprambiente.gov.it)).